

April 5, 2018

SECURITIES AND EXCHANGE COMMISSION

G/F Secretariat Building
PICC Complex, Roxas Boulevard
Manila, 1307



Attention: Director, Atty. Vicente Graciano P. Felizmenio, Jr.
Markets and Securities Regulation Department

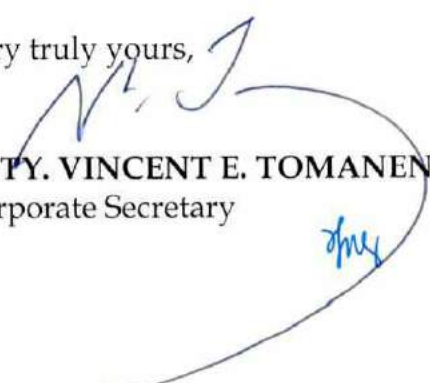
Re: Definitive Information Statement

Dear Dir. Felizmenio:

Please see attached, our reply to your Comments on the Preliminary Information Statement (SEC Form 20-I.S.) of Metro Retail Stores Group, Inc. (MRSGI). Also attached are three (3) sets of MRSGI's Definitive Information Statement for your clearance.

The Annual Stockholders' Meeting of MRSGI will be held on May 4, 2018 (Friday) at 7:30 A.M. at the Mandani Bay Showroom, F.E. Zuellig Avenue, Mandaue City, Cebu.

Very truly yours,


ATTY. VINCENT E. TOMANENG
Corporate Secretary

SECRETARY'S CERTIFICATE

I, ATTY. VINCENT E. TOMANENG of legal age, Filipino, married, and with office address at the Vicsal Building, corner of C.D. Seno and W.O. Seno Streets, Guizo, North Reclamation Area, Mandaue City, Cebu, after having been duly sworn in accordance with law, hereby depose and state that:

- 1. I am the duly elected, qualified, and incumbent Corporate Secretary of METRO RETAIL STORES GROUP, INC. (the "Corporation"), a corporation duly organized and existing under and by virtue of the laws of the Philippines, with principal office at the Vicsal Building, corner of C.D. Seno and W.O. Seno Streets, Guizo, North Reclamation Area, Mandaue City, Cebu.
2. As such Corporate Secretary, I am in custody of the corporate books and records of the Corporation, including the minutes of meetings of its Board of Directors and Stockholders.
3. I hereby certify that no Director or Officer of the Corporation is connected with any government agency or instrumentality.

IN WITNESS WHEREOF, I have hereunto affixed my signature this MAR 21 2018 day of March 2018 in Cebu City.

ATTY. VINCENT E. TOMANENG
Corporate Secretary

BEFORE ME, a Notary Public for and in Cebu City, this MAR 21 2018 day of March 2018, personally appeared the following:

Table with 3 columns: Affiant, Type of ID, and Passport Number and Expiry Date (if applicable). Row 1: Vincent E. Tomaneng, Passport, EB9485745/October 29, 2018.

who represented to me that he executed the foregoing document consisting of one (1) page for the purposes stated therein and acknowledged to me that the same is his free and voluntary act and deed and of the corporation he represents.

Doc. No. 267 ;
Page No. 54 ;
Book No. XXX ;
Series of 2018.

AILEEN P. LAZALA-GARROTE
Notarial Commission No. 048-12
Notary Public for Cebu City
Cancer City and San Fernando, Cebu
Until December 31, 2019
Roll of Attorneys No. 40047
PTR No. 170511 / Cebu Province / Dec. 14, 2017
ISP O.R. No. 1085284 / Cebu Province / Nov. 3, 2017
MCLE Compliance No. V-0015079 / March 8, 2018
Rm. M03 Aniceta Bldg., Mezzanine
Carmela Blvd., Capitol Site, Cebu City

Handwritten signature and initials at the bottom right of the page.

CERTIFICATION OF INDEPENDENT DIRECTORS

I, **RICARDO NICANOR N. JACINTO**, Filipino, of legal age, married, and a resident of 30 Leo Street, Bel Air Village, Makati City, Metro Manila, after having been duly sworn in accordance with law do hereby declare that:

1. I am a nominee for independent director of Metro Retail Stores Group, Inc. (the "Company") and have been its independent director since July 27, 2015.
2. I am affiliated with the following companies or organizations:

| Company/Organization | Position/Relationship | Period of Service |
|---------------------------------------|-----------------------|-------------------|
| Judicial Reform Initiative | Treasurer and Trustee | Present |
| SBS Philippines Corporation | Director | Present |
| Torre Lorenzo Development Corporation | Director | Present |

3. I possess all the qualifications and none of the disqualifications to serve as an independent director of the Company, as provided for in Section 38 of the Securities Regulation Code, its Implementing Rules and Regulations and other SEC issuances.
4. I am not related to any director/officer/substantial shareholder of the Company.
5. To the best of my knowledge, I am not the subject of any pending criminal or administrative investigation or proceeding.
6. I shall faithfully and diligently comply with my duties and responsibilities as independent director under the Securities Regulation Code and its Implementing Rules and Regulations, Code of Corporate Governance and other SEC issuances.
7. I shall inform the Corporate Secretary of the Company of any changes in the abovementioned information within five (5) days from its occurrence.

Done this MAR 16 2018 of March 2018 at Cebu City.


RICARDO NICANOR N. JACINTO
Affiant

MAR 22 2018
SUBSCRIBED AND SWORN to before me this 22 day of March 2018 at Cebu City
City, affiant personally appeared before me and exhibited to me his passport
number P15D1184A issued by the DFA and expiring on 1-5-22.

Doc. No. 33;
Page No. 50;
Book No. 1;
Series of 2018.


NIÑO REY B. RETUYA
Notarial Commission No. 83-16
Notary Public - City of Cebu
Until 31 December 2019
Room 407, 4/F Krizia Building, Gorordo Avenue, Cebu City
PTR No. 177107 / 01.03.18 / Prov. of Cebu
IBP No. 1064966 / 12.01.17 / Cebu City
MCLE Compliance No. V-0006483; 02.27.15
ROLL No. 58941

CERTIFICATION OF INDEPENDENT DIRECTORS

I, **GUILLERMO L. PARAYNO, JR.**, Filipino, of legal age, married, and a resident of 8488 Magnolia Street, Marcelo Green Village Parañaque City, Metro Manila, after having been duly sworn in accordance with law do hereby declare that:

1. I am a nominee for independent director of Metro Retail Stores Group, Inc. (the "Company") and have been its independent director since July 16, 2015.
2. I am affiliated with the following companies or organizations:

| Company/Organization | Position/Relationship | Period of Service |
|------------------------------|----------------------------|-------------------|
| E-Konek Pilipinas, Inc. | Chairman and President | Present |
| Philippine Veterans Bank | Director and Vice-Chairman | Present |
| Parayno Consultancy Services | President | Present |
| Bagong Silang Farms, Inc. | Chairman and President | Present |

3. I possess all the qualifications and none of the disqualifications to serve as an independent director of the Company, as provided for under Section 38 of the Securities Regulation Code, its Implementing Rules and Regulations, and other SEC issuances.
4. I am not related to any director/officer/substantial shareholder of the Company.
5. I disclose that I am the subject of complaint under preliminary investigation before the Officer of the Ombudsman in my previous capacity as Commission of Customs. As of the date of this Certification, the complaint has not progressed into a court case or been given due course.
6. I shall faithfully and diligently comply with my duties and responsibilities as independent director under the Securities Regulation Code and its Implementing Rules and Regulations, Code of Corporate Governance and other SEC issuances.
7. I shall inform the Corporate Secretary of the Company of any changes in the abovementioned information within five (5) days from its occurrence.



Done this MAR 16 2018 of March 2018 at Cebu City


GUILLERMO L. PARAYNO, JR.
Affiant

SUBSCRIBED AND SWORN to before me this 16 day of March 2018 at Cebu City, affiant personally appeared before me and exhibited to me his passport number _____ issued by the _____ and expiring on _____.

Doc. No. 34 ;
Page No. 50 ;
Book No. 1 ;
Series of 2018.


NIÑO REY B. RETUYA
Notarial Commission No. 83-16
Notary Public - City of Cebu
Until 31 December 2019
Room 407, 4/F Krizia Building, Corordo Avenue, Cebu City
PTR No. 177107 / 01.03.18 / Prov. of Cebu
IBP No. 1084968 / 12.01.17 / Cebu City
MCLE Compliance No. V-0006483; 02.27.15
ROLL No. 58941

COVER SHEET

SEC Registration Number

C S 2 0 0 3 1 5 8 7 7

COMPANY NAME

| | | | | | | | | | | | | | | | | | | | | | | | | | |
|---|---|---|---|---|---|---|---|---|---|---|---|---|---|---|---|---|---|---|---|---|---|---|---|---|---|
| M | E | T | R | O | R | E | T | A | I | L | S | T | O | R | E | S | G | R | O | U | P | , | I | N | C |
| . | | | | | | | | | | | | | | | | | | | | | | | | | |
| | | | | | | | | | | | | | | | | | | | | | | | | | |
| | | | | | | | | | | | | | | | | | | | | | | | | | |

PRINCIPAL OFFICE (No. / Street / Barangay / City / Town / Province)

| | | | | | | | | | | | | | | | | | | | | | | | | | | |
|---|---|---|---|---|---|---|---|---|---|---|---|---|---|---|---|---|---|---|---|---|---|---|---|---|---|---|
| V | I | C | S | A | L | B | U | I | L | D | I | N | G | , | C | O | R | N | E | R | O | F | C | . | D | |
| . | S | E | N | O | A | N | D | W | . | O | . | S | E | N | O | S | T | R | E | E | T | S | , | | | |
| G | U | I | Z | O | , | N | O | R | T | H | R | E | C | L | A | M | A | T | I | O | N | A | R | E | A | , |
| M | A | N | D | A | U | E | C | I | T | Y | , | C | E | B | U | | | | | | | | | | | |

Form Type

| | | | |
|---|---|---|---|
| 2 | 0 | I | S |
|---|---|---|---|

 Definitive

Department requiring the report

| | | | |
|---|---|---|---|
| M | S | R | D |
|---|---|---|---|

Secondary License Type, If Applicable

| | | |
|---|---|---|
| N | / | A |
|---|---|---|

COMPANY INFORMATION

| | | |
|---|--|---|
| Company's Email Address info@metroretail.com.ph | Company's Telephone Number (032) 236-8390 | Mobile Number N/A |
| No. of Stockholders 21 | Annual Meeting (Month / Day) First Friday of May | Fiscal Year (Month / Day) 12/31 |

CONTACT PERSON INFORMATION

The designated contact person **MUST** be an Officer of the Corporation

| | | | |
|--|---|---|-----------------------------|
| Name of Contact Person Vincent E. Tomaneng Corporate Secretary | Email Address vince.tomaneng@metroretail.com.ph | Telephone Number/s (032) 236 7793 | Mobile Number N/A |
|--|---|---|-----------------------------|

CONTACT PERSON'S ADDRESS

Vicsal Bldg., Corner of C.D.Seno & W.O. Seno Sts., Guizo, North Reclamation Area, Mandaue City, Cebu

NOTE 1 : In case of death, resignation or cessation of office of the officer designated as contact person, such incident shall be reported to the Commission within thirty (30) calendar days from the occurrence thereof with information and complete contact details of the new contact person designated.

2 : All Boxes must be properly and completely filled-up. Failure to do so shall cause the delay in updating the corporation's records with the Commission and/or non-receipt of Notice of Deficiencies. Further, non-receipt of Notice of Deficiencies shall not excuse the corporation from liability for its deficiencies.

**NOTICE OF ANNUAL MEETING OF THE STOCKHOLDERS
OF
METRO RETAIL STORES GROUP, INC.**

Please take notice that the 2018 Annual Meeting of the Stockholders of Metro Retail Stores Group, Inc. (the "Company"), will be held on the First Friday of May, May 4, 2018, at 7:30 a.m. at the Mandani Bay Showroom, F.E. Zuellig Avenue, Mandaue City, Cebu, with the following program:

| | |
|----------------|-------------------------------------|
| 7:30 – 8:30 am | Registration |
| 8:30 – 10:00am | Annual Stockholders' Meeting Proper |

The Agenda for the Annual Stockholders' Meeting shall be as follows:

1. Call to Order
2. Proof of notice of the meeting and existence of quorum
3. Chairman's Message
4. Reading and approval of the Minutes of the Annual Meeting of the Stockholders held on May 5, 2017
5. President's Message
6. Management Presentations and Approval of the Annual Report and the Audited Financial Statements for CY 2017
7. Appointment of External Auditor
8. General ratification of all acts and resolutions of the Board of Directors and its committees, officers and management since the last annual stockholders' meeting up to the date of this meeting
9. Election of Board of Directors
10. Consideration of such other matters as may properly come during the meeting
11. Adjournment

The Board of Directors has fixed the end of trading hours of the Philippine Stock Exchange on April 2, 2018 as the Record Date for the determination of stockholders entitled to notice of and vote at such meeting and any adjournment thereof.

For convenience in registering your attendance, please bring a government issued identification card with photograph such as passport, driver's license, SSS or GSIS identification card. Registration starts at 7:30 a.m. and will close at exactly 8:30 a.m.


Proxies, in the form provided by the Company, must be submitted to the Company's Corporate Secretary, at the Principal Office of the Company not later than April 19, 2018. The proxies shall be validated on April 25, 2018 at the Principal Office of the Company. The Corporate Secretary's decision shall be final and binding on the shareholders, and those not settled during the proxy validation shall be deemed waived and may no longer be raised during the Annual Stockholders' Meeting. **WE ARE NOT, HOWEVER, SOLICITING PROXIES.**

February 28, 2018, Mandaue City.

For the Board of Directors,


ATTY. VINCENT E. TOMANENG
Corporate Secretary

Vicsal Building corner of C.D. Seno and W.O Seno Sts.
Guizo, North Reclamation Area, Mandaue City, Cebu



PROXY

The undersigned stockholder of Metro Retail Stores Group, Inc. (the "Company") hereby appoints _____ or in his absence, the Chairman of the meeting, as my proxy at the 2018 Annual Stockholders' Meeting of the Company, to be held at the Mandani Bay Showroom, F.E. Zuellig Avenue, Mandaue City, Cebu, on Friday, May 4, 2018 at 8:30 a.m. and at any of the adjournments thereof for the purpose of acting on the following matters:

| | Proposal | Approve | Disapprove | Abstain |
|-----|---|----------------|-------------------|----------------|
| I | Approval of the Minutes of the Annual Meeting of the Stockholders held on May 5, 2017 | | | |
| II | Approval of the Annual Report and the Audited Financial Statements for CY 2017 | | | |
| III | Appointment of SGV&Co. as the External Auditor for 2018 | | | |
| IV | Ratification of all acts and resolutions of the Board of Directors and its committees, officers and management since the last annual stockholders' meeting up to the date of this meeting | | | |

| V | Election of Directors | Number of Votes ¹ |
|---|-------------------------------|------------------------------|
| | 1. Frank S. Gaisano | |
| | 2. Arthur Emmanuel | |
| | 3. Margaret G. Ang | |
| | 4. Jack S. Gaisano | |
| | 5. Edward S. Gaisano | |
| | 6. Guillermo L. Parayno, Jr. | |
| | 7. Ricardo Nicanor N. Jacinto | |

Number of Shares Held

Signature of Stockholder/ Authorized Signatory

Date

Printed name of Stockholder

This proxy, when properly executed, will be voted in the manner as directed herein by the stockholder(s). If no direction is made, this proxy will be voted for the election of all nominees and for the approval of all the matters stated above and for such matters as may properly come before the meeting in the manner described in the Information Statement and/or as recommended by Management or the Board of Directors.

A stockholder giving a proxy has the power to revoke it at any time before the right granted is exercised. A proxy is also considered revoked if the stockholder attends the meeting in person and expressed his intention to vote in person.

¹ Stockholders shall have the right to vote the number of shares of stock standing, on record date, in his own name on the stock and transfer book of the Company; and such shareholder may vote such number of shares for as many individuals as there are directors to be elected or he may cumulate said shares and give one candidate as many votes as the number of directors to be elected multiplied by the number of his shares shall equal, or he may distribute them on the same principle among as many candidates as he shall see fit; Provided that, the total number of votes cast by him shall not exceed the number of shares owned by him as shown in the books of the Company multiplied by the whole number of directors to be elected.

SECURITIES AND EXCHANGE COMMISSION

SEC FORM 20-IS

INFORMATION STATEMENT PURSUANT TO SECTION 20
OF THE SECURITIES REGULATION CODE

1. Check the appropriate box:

Preliminary Information Statement

Definitive Information Statement



2. Name of Registrant as specified in its charter: **METRO RETAIL STORES GROUP, INC.**
(“MRSGI” or the Company)

3. Province, country or other jurisdiction of incorporation or organization: **Cebu City, Philippines**

4. SEC Identification Number: **CS 200315877**

5. BIR Tax Identification Code: **226-527-915**

6. Address of principal office and Postal Code: **Vicsal Building, corner of C.D. Seno and W.O. Seno Sts., Guizo, North Reclamation Area, Mandaue City, Cebu 6014**

7. Registrant’s telephone number, including area code: **(032) 236-8390**

8. Date, time and place of the meeting of security holders: **May 4, 2018 7:30 a.m.; Mandani Bay Showroom, F.E. Zuellig Avenue, Mandaue City, Cebu, Philippines.**

9. Approximate date on which the Information Statement is first to be sent or given to security holders: **April 11, 2018**

10. Securities registered pursuant to Sections 8 and 12 of the Code or Sections 4 and 8 of the RSA (information on number of shares and amount of debt is applicable only to corporate registrants):

| Title of Each Class | Number of Shares of Common Stock Outstanding or Amount of Debt Outstanding |
|--|--|
| Common Stock, P1.00 per share par value | 3,429,375,000 |

11. Are any or all of registrant’s securities listed in a Stock Exchange?

Yes No

MRSGI’s common stock is listed on the Philippine Stock Exchange.

A. GENERAL INFORMATION

Date, time and place of meeting of security holders.

Date, Time and Place of Meeting

May 4, 2018

7:30 a.m.

Mandani Bay Showroom, F.E. Zuellig Avenue, Mandaue City, Cebu

Complete Mailing Address of Principal Office

Vicsal Building, corner of C.D. Seno and W.O. Seno Sts., Guizo, North Reclamation Area, Mandaue City, Cebu 6014

Approximate date on which copies of the Information Statement are first to be sent or given to security holders

April 11, 2018

WE ARE NOT ASKING YOU FOR A PROXY AND YOU ARE REQUESTED NOT TO SEND US PROXY.

The report attached as Annex “A” to this Information Statement (SEC Form 20-IS) is the management report to stockholders, including the Management’s Discussion and Analysis, market price of shares and dividends and other data related to the Company’s financial information required under Securities Regulation Code Rule 20 to accompany the Information Statement and is hereinafter referred to as the “Management Report”.

Dissenters' Right of Appraisal

Any stockholder of the Company may exercise his appraisal right against the proposed actions which qualify as instances giving rise to the exercise of such right pursuant to and subject to the compliance with the requirements and procedures set forth under Title X of the Corporation Code of the Philippines (the “Corporation Code”).

Consistent with Section 81 of the Corporation Code, any stockholder of the Company shall have the right to dissent and demand payment of the fair value of his shares in the following instances:

1. In case of any amendment to the articles of incorporation which has the effect of changing or restricting the rights of any stockholders or class of shares, or of authorizing preferences in any respect superior to those of outstanding shares of any class, or of extending or shortening the terms of corporate existence;
2. In case of sale, lease, exchange, transfer, mortgage, pledge or other disposition of all or substantially all of the corporate property and assets;
3. In case of merger or consolidation.

The appraisal right may be exercised by any stockholder who shall have voted against the proposed corporate action, by making a written demand on the Company within thirty (30) days after the date on which the vote was taken, for payment of the fair value of his shares. Provided, that failure to make the demand within such period shall be deemed a waiver of the appraisal right. If the proposed corporate action is implemented or affected, the Company shall pay to such stockholder, upon surrender of the certificate(s) of stock representing his shares, the fair value thereof as of the day

prior to the date on which the vote was taken, excluding any appreciation or depreciation in anticipation of such corporate action.

If within a period of sixty (60) days from the date the corporate action was approved by the stockholders, the withdrawing stockholder and the Company cannot agree on the fair value of the shares, it shall be determined and appraised by three (3) disinterested persons, one of whom shall be named by the stockholder, another by the Company, and the third by the two thus chosen. The findings of the majority of the appraisers shall be final, and their award shall be paid by the Company within thirty (30) days after such award is made. Provided, that no payment shall be made to any dissenting stockholder unless the Company has unrestricted retained earnings in its books to cover such payment; and provided, further, that upon payment by the Company of the agreed or awarded price, the stockholder shall forthwith transfer his shares to the Company.

There are no matters to be acted upon by the stockholders at the Annual Meeting of the Stockholders to be held on May 4, 2018 which would require the exercise of the appraisal right.

Interest of Certain Persons in or Opposition to Matters to be Acted Upon

None of the following persons have any substantial interest, direct or indirect, in any matter to be acted upon other than election to office:

- a. Directors or Officers of the Company at anytime since the beginning of the last fiscal year;
- b. Nominees for election as directors of the Company;
- c. Associates of any of the foregoing persons.

No director or nominee for election as director has informed the Company of his opposition to any matter to be acted upon at the annual stockholders meeting.

B. CONTROL AND COMPENSATION INFORMATION

Voting Securities and Principal Holders Thereof

1. The Company has 3,429,375,000 outstanding shares as of March 28, 2018. Every stockholder shall be entitled to one vote for each share of stock held as of the established record date.
2. All stockholders of record as of April 2, 2018 are entitled to notice and to vote at the Company's Annual Meeting.
3. Article II, Section 8 of the Fourth Amended By-Laws of the Company states that for the purpose of determining the stockholders entitled to notice of, or to vote at, any meeting of stockholders or any adjournment thereof or to receive payment of any dividend, the Board of Directors may provide that the stock and transfer books be closed for ten (10) working days immediately preceding such meeting.

Directors and Executive Officers

Election of Directors

Section 2, Article III of the Company's Fourth Amended By-Laws states that the Board of Directors shall be elected during each regular meeting of stockholders and shall hold office for one (1) year and until their successors are elected and qualified. During the election of the members of the Board of Directors, every stockholder entitled to vote shall have the right to vote in person or by proxy the number of shares of stock standing, on record date, in his own name on the stock and transfer book of the Company; and such shareholder may vote such number of shares for as many individuals as there are directors to be elected or he may cumulate said shares and give one candidate as many votes as the number of directors to be elected multiplied by the number of his shares shall equal, or he may distribute them on the same principle among as many candidates as he shall see fit; Provided that, the total number of votes cast by him shall not exceed the number of shares owned by him as shown in the books of the Company multiplied by the whole number of directors to be elected.

In case a shareholder intends to attend the 2018 Annual Stockholders Meeting and vote by proxy, the proxy must be submitted to the Company's Corporate Secretary, at the Principal Office of the Company not later than April 19, 2018. The proxies submitted and received on or before April 19, 2018 shall be validated on April 25, 2018 at the Principal Office of the Company. The Corporate Secretary's decision shall be final and binding on the shareholders, and those not settled during the proxy validation shall be deemed waived and may no longer be raised during the Annual Stockholders Meeting.

Security Ownership of Certain Record and Beneficial Owners and Management

Security Ownership of Certain Record and Beneficial Owners of more than 5 % of the Company's voting securities as of March 28, 2018

As of March 28, 2018, the Company knows no one who beneficially owns in excess of 5% of the Company's common stock except set forth in the table below:

| Title of Class | Name and addresses of record owners and relationship with the Company | Name of beneficial owner and relationship with record owner | Citizenship | Number of shares held | % of Total Outstanding |
|-----------------------|---|--|--------------------|------------------------------|-------------------------------|
| Common | Vicsal Development Corporation Vicsal Building, corner of C.D. Seno and W.O. Seno Sts., Guizo, North Reclamation Area, Mandaue City (stockholder) | Same as record owner | Filipino | 2,489,800,000 | 72.60% |
| Common | PCD Nominee Corporation 37 th Floor, Tower 1, the Enterprise Center, 6766 Ayala Avenue corner of Paseo de Roxas 1226 Makati City, Philippines | PDTC Participants and their clients | Filipino | 745,765,110 | 21.75% |
| Common | PCD Nominee Corporation 37 th Floor, Tower 1, the Enterprise Center, 6766 Ayala Avenue corner of Paseo de Roxas 1226 Makati City, Philippines | PDTC Participants and their clients | Non-Filipino | 168,838,912 | 4.92% |

Notes:

1. Vicsal Development Corporation (VDC) is the principal stockholder of the Company. As of March 28, 2018, VDC holds a total of 2,489,800,000 shares of the Company. The Board of Directors of VDC has the power to decide how the VDC shares in the Company are to be voted. "Any One" of the following directors/officers of VDC is authorized to vote the shares of VDC in the Company:
 - a. Ms. Margaret G. Ang;
 - b. Mr. Jack S. Gaisano;
 - c. Dr. Edward S. Gaisano;
 - d. Mr. Frank S. Gaisano; and
 - e. Mr. Aljim C. Jamandre

2. PCD Nominee Corporation is the registered owner of the shares in the books of the Company's stock and transfer agent. PCD Nominee Corporation is a corporation wholly-owned by Philippine Depository and Trust Corporation, Inc. ("PDTC"), whose sole purpose is to act as nominee and legal title holder of all shares of stock lodged in the PDTC. PDTC is a private corporation organized to establish a central depository in the Philippines and introduce a scripless or book-entry trading in the Philippines. Under the current PDTC

system, only participants (brokers and custodians) will be recognized by PDTC as the beneficial owners of the lodged shares. Each beneficial owner of shares through his participant will be the beneficial owner to the extent of the number of shares held by such participant in the records of the PCD Nominee.

3. None of the Top 100 PDTC Participants - Filipino, hold 5% or more of the Company's outstanding capital stock as of March 28, 2018.

4. None of the Top 100 PDTC Participants – Foreign hold 5% or more of the Company's outstanding capital stock as of March 28, 2018.

Security Ownership of Management of the Company's voting securities as of March 28, 2018

| Title of Class | Name of Beneficial Owner | Position | Amount and Nature of Beneficial Ownership | | Citizenship | % to Total Outstanding |
|----------------|------------------------------|--|---|-----------|-------------|------------------------|
| | | | Direct | Indirect | | |
| Common | Frank S. Gaisano | Chairman and Chief Executive Officer | 2 | 0 | Filipino | 0 |
| Common | Edward S. Gaisano | Director | 75,002 | 0 | Filipino | 0 |
| Common | Margaret G. Ang | Director | 2 | 3,922,000 | Filipino | .11% |
| Common | Jack S. Gaisano | Director | 2 | 0 | Filipino | 0 |
| Common | Arthur Emmanuel | President and Chief Operating Officer | 1,500,001 | 0 | American | .04% |
| Common | Ricardo Nicanor N. Jacinto | Independent Director | 500,001 | 0 | Filipino | .01% |
| Common | Guillermo L. Parayno, Jr. | Independent Director | 1 | 0 | Filipino | 0 |
| Common | Joselito G. Orense | Treasurer/ Chief Finance Officer | 0 | 0 | Filipino | 0 |
| Common | Vincent E. Tomaneng | Corporate Secretary | 0 | 0 | Filipino | 0 |
| Common | Tara B. Tsarina Perez-Retuya | Asst. Corporate Secretary and Compliance Officer | 0 | 0 | Filipino | 0 |

Shares owned by foreigners

The total number of common shares owned by foreigners as of March 28, 2018 is 168,838,913 shares.

Voting Trust Holders of 5% or more – as of March 28, 2018

There are no persons holding more than 5% of common shares under a voting trust or similar agreement.

Changes in Control

As of March 28, 2018, there has been no change in the control of the Company, and there are no arrangements which may result in a change in control of the Company.

Directors and Executive Officers

Board of Directors

Currently, the Board consists of seven (7) members, of which two (2) are independent directors.

The Table below sets forth certain information regarding the members of our Board:

| Name | Age | Nationality | Position |
|-------------------------------|-----|-------------|----------------------|
| 1. Frank S. Gaisano | 60 | Filipino | Chairman |
| 2. Jack S. Gaisano | 64 | Filipino | Director |
| 3. Edward S. Gaisano | 62 | Filipino | Director |
| 4. Margaret G. Ang | 66 | Filipino | Director |
| 5. Arthur Emmanuel | 64 | American | Director |
| 6. Guillermo L. Parayno, Jr. | 70 | Filipino | Independent Director |
| 7. Ricardo Nicanor N. Jacinto | 57 | Filipino | Independent Director |

Messrs. Frank S. Gaisano, Jack S. Gaisano, Edward S. Gaisano, and Ms. Margaret G. Ang have served their respective offices since the incorporation of the Company on August 2003. Mr. Arthur Emmanuel was elected as Director of the Company on May 1, 2015, while the independent directors, Mr. Guillermo L. Parayno, Jr. and Mr. Ricardo Nicanor N. Jacinto, were elected on July 16 and 27, 2015, respectively. All seven (7) Board Members were re-elected to the Board during the last Annual Stockholders' Meeting held on May 5, 2017.

There are no other directors who resigned or declined to stand for re-election to the board of directors since the date of the last annual meeting of the stockholders for any reason whatsoever.

Board Of Directors – Brief Description and Experience for the Last Five (5) Years

Frank S. Gaisano, 60, has been the Company's Chairman and Chief Executive Officer since 2012 and has served on the board of directors since 2003. He holds a Bachelor of Science degree in Civil Engineering, which he received from the Cebu Institute of Technology in 1978, and is a board-certified civil engineer. Presently, Mr. Gaisano also serves as Chairman of AB Capital & Investment Corporation and Pacific Mall Corporation. He is also a Director of Vicsal Development Corporation, Filipino Fund, Inc., Taft Property Venture Development Corporation, Taft Punta Engaño Property Inc. and HTLand, Inc. Additionally, he is a Trustee of Vicsal Foundation, Incorporated.

Jack S. Gaisano, 64, has been a Director of the Company since 2003. He received a Bachelor of Science degree in Chemical Engineering from the University of San Carlos, Cebu City in 1976 and is a board-certified chemical engineer. He currently also serves as Chairman and President of Taft Property Venture Development Corporation and Midland Development Corporation, and Chairman of Vsec.Com. Inc. He is the President and Vice-Chairman of HTLand, Inc. He is also a Director of Vicsal Development Corporation and Pacific Mall Corporation.

Edward S. Gaisano, 62, has served as a Director of the Company since 2003. He has been a board-certified Doctor of Medicine since 1980. Mr. Gaisano is currently Chairman and President of Vicsal Development Corporation. He is also Chairman of Wealth Development Bank Corporation, Hyundai Alabang, Inc. and Hyundai Southern Mindanao, Inc. He is a Director of Taft Property Venture Development Corporation and is the President of Pacific Mall Corporation and former President of the Cebu Chamber of Commerce & Industry. Additionally, Mr. Gaisano is a Trustee of Vicsal Foundation, Incorporated and Habitat for Humanity Philippines, and a member of the Society of Fellows of the Institute of Corporate Directors.

Margaret G. Ang, 66, has served as Director of the Company since 2003 and its Corporate Secretary until July 26, 2015. Ms. Ang received a Bachelor of Science degree, major in Accounting (1974, Cum Laude), from the University of San Carlos, Cebu City and is a certified public accountant. She currently serves as Director and Corporate Secretary of Vicsal Development Corporation, Taft Property Venture Development Corporation and Vicsal Securities & Stock Brokerage, Inc. Ms. Ang is also the President of Filipino Fund, Inc. and of Grand Holidays, Inc. Additionally, she serves as a director of Manila Water Consortium, Inc. and as a Trustee of Vicsal Foundation, Incorporated.

Arthur Emmanuel, 64, serves as Director and current President and Chief Operating Officer of the Company. He served as a Consultant for Merchandising and Operations of Vicsal Development Corporation from 2010 to 2012. He has accumulated 38 years of experience in retail operations, merchandising, global procurement, product development and logistics. Mr. Emmanuel previously served in a number of senior management positions with Wal-Mart Stores, Inc., having most recently served as Senior Vice-President, Sourcing/Retail Import Development Organization in China.

Ricardo Nicanor N. Jacinto, 57, was elected as an independent Director of the Company on July 27, 2015. He obtained his Master's Degree in Business Administration from Harvard University in 1986. Mr. Jacinto is a Director of SBS Philippines Corporation and the Treasurer/Trustee of the Judicial Reform Initiative. Mr. Jacinto previously served as Executive Director of Habitat for Humanity Philippines and CEO of the Institute of Corporate Directors.

Guillermo L. Parayno, Jr., 70, was elected as an independent Director of the Company on July 16, 2015. Mr. Parayno is also the Chairman and President of E-Konek Pilipinas, Inc. and the Director and Vice Chairman of Philippine Veterans Bank. He is also President of the Parayno Consultancy Services on logistics and distribution, customs, information, technology and taxation and the Chairman & President of Bagong Silang Farms, Inc. Previously, Mr. Parayno led several Asian Development Bank Missions relating to Trade Facilitation and served as Commissioner of Customs from 1992 to 1998, and Commissioner of the Bureau of Internal Revenue from 2002-2005.

Officers

The following are the names, ages, positions and citizenships of the incumbent officers of the Company:

| Name | Age | Nationality | Position |
|---------------------|------------|--------------------|---|
| Frank S. Gaisano | 60 | Filipino | Chairman & Chief Executive Officer |
| Arthur Emmanuel | 64 | American | President & Chief Operating Officer |
| Joselito G. Orense | 52 | Filipino | Treasurer & Chief Financial Officer |
| Vincent E. Tomaneng | 50 | Filipino | Corporate Secretary and Chief Legal Counsel |

Tara Tsarina B. Perez- 34 Filipino
Retuya

Assistant Corporate Secretary & Compliance
Officer

Brief Description - Officers

Joselito G. Orense, 52, was appointed as the Treasurer & Chief Financial Officer on March 16, 2016. He is a Certified Public Accountant. He earned his Bachelor of Science in Business Administration and Accountancy (1987, Cum Laude) from the University of the Philippines, Diliman and obtained his Master's degree in Business Management from the Asian Institute of Management in 1991. Prior to joining the Company in November 2015 as Deputy CFO, he has served as Chief Financial Officer of All Value Holdings Corp. (2012 to 2015), Adidas Philippines (2004 to 2010), and Golden Arches Development Corporation (Director of Accounting, and CFO, 1996 to 2002).

Vincent E. Tomaneng, 50, was appointed as the Corporate Secretary on July 27, 2015. He earned his Bachelor of Laws (1994) and Bachelor of Science in Accountancy (1988, Magna Cum Laude) degrees from the University of San Carlos in Cebu City. He is presently the Group General Counsel of Vicsal Development Corporation and the Metro Gaisano Group of Companies. Prior to joining Vicsal and the Metro Gaisano Group in May 2003, he has worked with Sycip Salazar Hernandez & Gatmaitan Law Offices as a Senior Associate (1997 to 2003) and with Sycip Gorres Velayo & Co., CPA's as a Tax Supervisor (1988 to 1996). He is presently the Director and Corporate Secretary of Filipino Fund, Inc. from 2014, a Director of Pacific Mall Corporation from 2010, and a Trustee of Vicsal Foundation, Incorporated since 2017.

Tara Tsarina B. Perez-Retuya, 34, was appointed as the Assistant Corporate Secretary and Compliance Officer on November 7, 2017, and assumed the position on November 30, 2017. She earned her Bachelor of Science in Psychology (2005, Cum Laude) and Bachelor of Laws (2010) degrees from the University of San Carlos in Cebu City. Prior to joining the Company, she has served as Associate General Counsel of Aboitiz Equity Ventures, Inc. (2010-2012), and Securities Counsel of the Securities and Exchange Commission (2012-2017).

Committees

The incumbent members of the Company's Nomination and Compensation Committee are:

1. Mr. Frank S. Gaisano – Chairman
2. Ms. Margaret G. Ang
3. Mr. Ricardo Nicanor N. Jacinto

The incumbent members of the Company's Governance Committee are:

1. Edward S. Gaisano – Chairman
2. Margaret G. Ang
3. Guillermo L. Parayno, Jr.
4. Arthur Emmanuel

The incumbent members of the Company's Audit and Risk Management Committee are:

1. Guillermo L. Parayno, Jr. – Chairman
2. Margaret G. Ang
3. Ricardo Nicanor N. Jacinto

The incumbent members of the Company's Investment Committee are:

1. Margaret G. Ang– Chairman
2. Jack S. Gaisano
3. Frank S. Gaisano
4. Ricardo Nicanor N. Jacinto

Information Required by the SEC under SRC Rule 38 on the nomination and election of Independent Directors.

In accordance with SEC Memorandum Circular No. 19, series of 2016, the Company filed its Revised Manual on Corporate Governance last May 30, 2017, which substantially complied with the requirements under SRC Rule 38, as amended, and the Revised Code of Corporate Governance for Publicly Listed Companies. Under the Revised Manual on Corporate Governance, the following criteria and guidelines shall be observed in the pre-screening, short-listing, and nomination of Independent Directors:

A. Independent Director – Defined

An independent director is a person who is independent of management and the controlling shareholder, and is free from any business or other relationship which could, or could reasonably be perceived to, materially interfere with his exercise of independent judgment in carrying out his responsibilities as a director.

B. Qualifications

An independent director is a person who:

- a. Is not a director, senior officer, employee, or substantial stockholder of the Company or of its related companies or any of its substantial shareholders (other than as an independent director of any of the foregoing);
- b. Is not a relative of any director, officer or substantial shareholder of the Company, any of its related companies or any of its substantial shareholders. For this purpose, relatives include spouse, parent, child, brother, sister and the spouse of such child, brother or sister;
- c. Is not acting as a nominee or representative of a substantial shareholder of the Company, any of its related companies or any of its substantial shareholders;
- d. Has not been employed in any executive capacity by the Company, any of its related companies or any of its substantial shareholders within the last three (3) years;
- e. Has not been appointed in the Company, its subsidiaries, associates, affiliates, or related companies as Chairman "Emeritus". "Ex-Officio" Directors/Officers or members of an advisory board, or otherwise appointed in a capacity to assist the Board in the performance of its duties and responsibilities within the (3) years immediately preceding his election;

- f. Is not retained, either in his personal capacity or through a firm, as a professional adviser, auditor, consultant, agent or counsel by the Company, any of its related companies, or any of its substantial shareholders within the last three (3) years;
- g. Has not engaged and does not engage in any transaction with the Company or with any of its related companies or with any of its substantial shareholders, whether by himself or with other persons or through a firm of which he is a partner or a company of which he is a directors or substantial shareholder, other than transactions which are conducted at arm's-length and are immaterial or insignificant;
- h. Is not a securities broker-dealer of listed companies and registered issuers of securities. "Securities broker-dealer" refers to any person holding any office of trust and responsibility in a broker-dealer firm, which includes among others, a director, officer, principal stockholder, nominee of the firm to the Exchange, an associated person or salesman, and an authorized clerk of the broker or dealer;
- i. Is not affiliated with any non-profit organization that receives significant funding from the Company or any of its related companies or substantial shareholders;
- j. It not employed as an executive officer of another company where any of the Company's executives serves as directors.

C. Disqualifications

Aside from the grounds for disqualification of a director, an independent director shall also be disqualified during his tenure under any of the following instances or causes:

- a. He becomes an officer or employee of the Company where he is such member of the Board;
- b. His beneficial security ownership in the Company or its subsidiaries and affiliates exceeds two percent (2%) of the outstanding capital stock of the Company where he is such director. The disqualification from being elected as an independent director is lifted if the limit is later complied with.

D. Election

Except as those required under the Securities Regulation Code and subject to pertinent existing laws, rules and regulations of SEC, the conduct of the election of independent directors shall be made in accordance with the standard election procedures for regular directors as provided in the By-Laws of the Company. It shall be the responsibility of the Chairman to inform all stockholders in attendance of the mandatory requirement of electing independent directors:

- a. Specific slots for independent directors shall not be filled-up by unqualified nominees; and
- b. In case of failure of election for independent directors, the Chairman shall call a separate election during the same meeting to fill up the vacancy.

E. Term and Cessation

The Board's independent directors should serve for a maximum cumulative term of nine (9) years. After which, the independent director should be perpetually barred from re-election as such in the Company, but may continue to qualify for nomination and election as non-independent director. In the instance that the Company intends to retain an independent director who has served for nine (9) years as a non-independent director, the Board shall provide meritorious justification/s and obtain shareholders' approval during the annual shareholders meeting.

In case of resignation, disqualification or cessation of independent directorship and only after notice has been made with the SEC within five (5) days from such resignation, disqualification or cessation, the vacancy shall be filled by the vote of at least a majority of the remaining directors, if still constituting a quorum, upon the nomination of the Nomination and Compensation Committee, otherwise, said vacancies shall be filled by the stockholders in a regular or special meeting called for that purpose. An independent director so elected to fill a vacancy shall serve only for the unexpired term of his predecessor in office.

F. Number of Independent Directors

At least two (2) of the Company's seven (7) directors shall be independent directors.

Nomination of Candidates for Directors

1. The Nomination and Compensation Committee (the "Committee") shall have at least three (3) members, one of whom is an independent director. It shall review and evaluate the qualifications of all individuals nominated to the Board.
2. The Committee shall pre-screen the qualifications and prepare a final list of all candidates nominated to become a member of the Board in accordance with the qualifications and disqualifications of a director under the Company's Fourth Amended By-Laws and the Revised Manual on Corporate Governance.
3. Only nominees whose names appear on the Final List of Candidates shall be eligible for election as Director/s. No other nominations shall be entertained after the Final List of Candidates shall have been prepared. No further nominations shall be entertained or allowed on the floor during the actual annual stockholders' meeting.

Final List of Candidates for Directors

As of the date of this Information Statement, the following incumbent directors have been nominated to the Board for re-election at the annual stockholders' meeting and have accepted their nomination:

1. Frank S. Gaisano
2. Jack S. Gaisano
3. Edward S. Gaisano
4. Margaret G. Ang
5. Arthur Emmanuel
6. Guillermo L. Parayno, Jr.
7. Ricardo Nicanor N. Jacinto

The nominees, other than the nominees for independent directors, were formally nominated to the Nomination and Compensation Committee of the Board by a shareholder of the Company, Vicsal Development Corporation (“VDC”). Mr. Guillermo L. Parayno, Jr. and Mr. Ricardo Nicanor N. Jacinto, both incumbent independent directors of the Company, are being nominated as independent directors. The independent directors were nominated to the Nomination and Compensation Committee by Ms. Lucille S. Malazarte, a stockholder of the Company. Ms. Malazarte is not related to any of the Independent Directors. None of the candidates for independent directors of the Company are related to VDC.

The elected directors shall hold office for one (1) year and until their successors are elected and qualified.

Significant Employees

The Company has no significant employee or personnel who was not an executive officer but is expected to make a significant contribution to the business.

Family Relationships

Family relationships (by consanguinity or affinity within the fourth civil degree) between Directors and members of the Company’s senior management are as follows:

Frank S. Gaisano, Chairman of the Board of Directors, Jack S. Gaisano, Edward S. Gaisano and Margaret G. Ang, Directors of the Company, are siblings.

Apart from the foregoing, there are no other family relationships up to the fourth civil degree either by consanguinity or affinity among directors or executive officers of the Company.

Involvement in Certain Legal Proceedings

To the best of the Company’s knowledge and belief and after due inquiry, none of the Company’s directors, nominees for election as director, or executive officers have in the five-year period prior to the date of this Report: (1) had any petition filed by or against any business of which such person was a general partner or executive officer either at the time of the bankruptcy or within a two-year period of that time; (2) have been convicted by final judgment in a criminal proceeding, domestic or foreign, or have been subjected to a pending judicial proceeding of a criminal nature, domestic or foreign, excluding traffic violations and other minor offenses; (3) have been the subject of any order, judgment, or decree, not subsequently reversed, suspended or vacated, of any court of competent jurisdiction, domestic or foreign, permanently or temporarily enjoining, barring, suspending or otherwise limiting their involvement in any type of business, securities, commodities or banking activities; or (4) have been found by a domestic or foreign court of competent jurisdiction (in a civil action), the Philippine SEC or comparable foreign body, or a domestic or foreign exchange or other organized trading market or self-regulatory organization, to have violated a securities or commodities law or regulation, such judgment having not been reversed, suspended, or vacated.

However, one of our Independent Directors, Mr. Guillermo L. Parayno, Jr., has disclosed that there is one (1) complaint under preliminary investigation before the Office of the Ombudsman where he has been named as a respondent in his previous capacity as the former Commissioner of Customs. As of the date of this Statement, the complaint (which was filed before his election as an independent director of the Company) has not progressed into a court case or been given due course.

There are no material pending legal proceedings to which the Company, its subsidiaries, and affiliates are parties.

Certain Relationships and Related Party Transactions

The Company and its affiliated companies, in the ordinary course of business, have engaged in transactions with each other, consisting principally of leases on an arms-length basis and sales and purchases of goods and services at market price.

Please refer to Note 19 (Related Party Transactions) of the Notes to Consolidated Financial Statements.

Compensation of Directors and Executive Officers

Summary Compensation Table

The following table sets out the Company's Chairman and Chief Executive Officer and four most highly compensated senior officers of the Company for the last three (3) years and projected for the ensuing year (2018):

| Name | Position | Year | Aggregate Salary (Annual) | Bonus | Other Annual Compensation |
|---|---|------|---------------------------|-------|---------------------------|
| Frank S. Gaisano | Chairman and Chief Executive Officer | 2017 | Php 47,800,986.36 | | |
| Arthur Emmanuel | President and Chief Operating Officer | 2017 | | | |
| Vincent E. Tomaneng | Corporate Secretary and Chief Legal Counsel | 2017 | | | |
| Joselito G. Orense | Chief Financial Officer and Treasurer | 2017 | | | |
| Jonathan Juan DC Moreno | Chief Strategy and Governance Officer | 2017 | | | |
| All Other Officers and Directors as a Group Unnamed | | 2017 | Php 3,663,710.90 | | |

The following table identified and summarizes the aggregated compensation (actual and expected) of the Company's Chairman and Chief Executive Officer and the four most highly compensated executive officers of the Company in 2015, 2016, and 2017 and for the ensuing year 2018:

| Chairman and Chief Executive Officer and the four most highly compensated executive officers named Above | Year | Total (in Php) |
|--|------------------|----------------|
| | 2015 (Actual) | 34,455,718.75 |
| 2016 (Actual) | 43,765,447.49 | |
| 2017 (Actual) | 47,800,986.36 | |
| 2018 (Projected) | 49,235,015.95 | |
| All Other officers and Directors as a Group Unnamed | 2015 (Actual) | 2,872,138.37 |
| | 2016 (Actual) | 8,760,494.84 |
| | 2017 (Actual) | 3,663,710.90 |
| | 2018 (Projected) | 3,663,710.90 |

Standard Arrangements

The by-laws of the Company provide that the Board is authorized to fix and determine the compensation of the Directors and Officers in accordance with law.

By resolution of the Board, there are currently no standard arrangements pursuant to which Directors of the Company are compensated, or are to be compensated, directly or indirectly, for any services provided as a Director, except reasonable per diem for attendance in Board and/or Committee meetings, as follows:

| | FIXED REMUNERATION | PER DIEM ALLOWANCE – Per BOD Meeting | PER DIEM ALLOWANCE – Per Committee Meeting |
|---|-------------------------------|---|--|
| Executive Directors | Fixed monthly compensation | Nominal per diem of Php10,000.00 (net of tax) | Nominal per diem of Php10,000.00 (net of tax) |
| Non- Executive Directors | None | Nominal per diem of Php10,000.00 (net of tax) | Nominal per diem of Php10,000.00 (net of tax) |
| Independent Directors | None | ₱ 150,000.00 (gross of tax) | Chairman: ₱ 45,000.00 (gross of tax) Member: ₱ 40,000.00 (gross of tax) |

Other Arrangements

Except for Mr. Frank S. Gaisano and Mr. Arthur Emmanuel, who receive salaries as Chief Executive Officer and President & Chief Operating Officer, respectively, there are no other arrangements for which the directors are compensated by the Company for services other than those provided as a director.

Employment Contracts

The Company has existing employment contracts with its executive officers. These contracts basically specify the scope of services expected from these individuals and the compensation that they shall receive.

There are no arrangements for compensation to be received by these named executive officers from the Company in the event of a change in control.

Warrants and Options Outstanding

As of the date of this Report, there are no outstanding warrants or options held by the Chief Executive Officer, and President & Chief Operating Officer, and the named key executive and managerial officers, and all officers and directors as a group. However, the

Board of Directors and Stockholders of the Company have adopted resolutions on July 27, 2015 approving the establishment of a stock option plan to offer up to 103,320,000 Shares out of its unissued capital stock to key personnel. The specific terms of such stock option plan have not yet been established by the Company's Nomination and Compensation Committee.

Independent Public Accountants

Sycip Gorres Velayo & Co. (SGV &Co.) has acted as the Company's independent public accountant. The same accounting firm will be nominated for reappointment for the current calendar year at the annual meeting of stockholders.

The representatives of the independent public accountant are expected to be present at the current year's annual meeting of stockholders. They may also make a statement and respond to appropriate questions with respect to matters for which their services were engaged.

The handling partner for the Company's account is Dolmar C. Montañez. The Company will comply with paragraph 3(b)(ix) of Securities Regulation Code Rule 68, as amended, which provides that the external auditor should be rotated, or the handling partner changed every five (5) years of engagement, or earlier and that a two (2) year cooling off period shall be observed on the re-engagement of the same signing partner.

Changes in and Disagreements with Accountants on Accounting and Financial Disclosure

There were no disagreements with the external auditors on any matter of accounting principles or practices, financial statement disclosure, or auditing scope or procedure, which, if not resolved to their satisfaction, would have caused the auditors to make reference thereto in their reports on the financial statements of the Company.

Audit and Audit Related Fees

The following table sets out the aggregate fees billed to the Company and its subsidiaries for the last three years for professional services rendered by SyCip, Gorres Velayo & Co.,

| Audit and Audit-Related Fees | 2017 | 2016 | 2015 |
|---|-------------------|-------------------|--------------------|
| Fees for services that are normally provided by the external auditor in connection with statutory and regulatory filings or engagements | ₱1,890,000 | ₱1,800,000 | ₱2,000,000 |
| Professional Fees related to the Initial Public Offering | | – | 9,631,058 |
| Tax Fees | | – | – |
| All Other Fees | - | 164,700 | – |
| Total | ₱1,890,000 | ₱1,964,700 | ₱11,631,058 |

There were no disagreements with the external auditors on any matter of accounting principles or practices, financial statement disclosure, or auditing scope or procedure, which, if not resolved to their satisfaction, would have caused the auditors to make reference thereto in their reports on the financial statements of the Company.

No other service was provided by external auditors to the Company for the years ended December 31, 2017, 2016, and 2015.

The Audit and Risk Committee approves any engagement for the services of the external auditor. After reviewing the need for the services of the external auditor, the Audit and Risk Committee shall review the engagement proposal submitted. If the Audit and Risk Committee finds

the engagement proposal acceptable, the Audit and Risk Committee then approves and passes a resolution appointing the external auditor and recommends that the said resolution be endorsed for the approval of the Company's stockholders during the Annual Meeting of the Stockholders of the Company. The stockholders of the Company then approves and ratifies the recommendation of the Audit and Risk Committee during the Annual Stockholders' Meeting.

C. ISSUANCE AND EXCHANGE OF SECURITIES

Financial and Other Information

The Company's Audited Financial Statements as of December 31, 2017, are attached hereto as Annex "B".

Restatement of Accounts

The audited financial statements of the Company have been prepared in compliance with Philippine Reporting Standards ("PFRS").

Please refer to Note 2 of the attached Company's audited financial statements on the Basis of Preparation, Statement of Compliance and Summary of Significant Accounting Policies.

D. OTHER MATTERS

Action with respect to reports

The following are included in the agenda of the Annual Meeting of Stockholders for the approval of the stockholders:

1. Reading and approval of the Minutes of the Annual Meeting of the Stockholders held on May 5, 2017
2. Approval of the Annual Report and the Audited Financial Statements for CY 2017
3. Appointment of External Auditor
4. General ratification of all acts and resolutions of the Board of Directors and its committees, officers and management since the last annual stockholders' meeting up to the date of this meeting
5. Election of Board of Directors
6. Consideration of such other matters as may properly come during the meeting

A summary of the matters approved and recorded in the Minutes of the Annual Meeting of the Stockholders last May 5, 2017 is as follows:

1. Election of Board of Directors; and
2. Approval and Confirmation of all acts and resolutions of the Board of Directors, Officers and Management for the Preceding Year.

Below is a brief description of material matters approved by the Board of Directors and Management and disclosed to the SEC and PSE since the last annual meeting of stockholders held on May 5, 2017 for ratification by the stockholders:

| <u>Date of Board Approval</u> | <u>Description</u> |
|-------------------------------|--|
| March 16, 2018 | Approval of cash dividends amounting to Php 205,762,500.00 |

Voting Procedures

Article II, Section 7 of the Company's Fourth Amended By-Laws provide that at all meetings of stockholders, a stockholder may vote in person or by proxy. Proxies shall be in writing and signed in accordance with the existing laws, rules and regulations of the Securities and Exchange Commission. Duly accomplished proxies must be submitted to the office of the Corporate Secretary not later than seven (7) business days prior to the date of the stockholders' meeting for proxy validation.

In connection with the foregoing, and for the purpose of the 2018 Annual Stockholders' Meeting of the Company, proxies in the form provided by the Company, must be submitted to the Company's Corporate Secretary, at the Principal Office of the Company not later than April 19, 2018. The proxies shall be validated on April 25, 2018 at the Principal Office of the Company. The Corporate Secretary's decision shall be final and binding on the shareholders, and those not settled during the proxy validation shall be deemed waived and may no longer be raised during the Annual Stockholders' Meeting.

Unless otherwise provided in the proxy, it shall be valid only for the meeting at which it has been presented to the Secretary. Proxies filed with the Secretary may be revoked by the stockholders either in an instrument in writing duly presented and recorded with the Secretary prior to a scheduled meeting or by their personal presence at the meeting.

The Company's Fourth Amended By-Laws does not prescribe the specific method of voting by the shareholders. However, election of directors will be conducted by ballot. In the election of directors, the shareholders are entitled to cumulate their votes as discussed in Item B Control and Compensation Information – Directors and Executive Officers (Election of Directors), page 3 of this Information Statement. The Company's Corporate Secretary is tasked and authorized to count votes on any matter properly brought to the vote of the stockholders.

Restriction that Limits the Payment of Dividends on Common Shares

None

Recent Sales of Unregistered or Exempt Securities, Including Recent Issuance of Securities Constituting an Exempt Transaction

Not applicable

Corporate Governance

In accordance with SEC Memorandum Circular No. 19, series of 2016, the Company filed its Revised Manual on Corporate Governance (the "Manual") last May 30, 2017, which substantially complied with the requirements under SRC Rule 38, as amended, and the Revised Code of Corporate Governance for Publicly Listed Companies.

The Company and its respective directors, officers and employees have complied with the best practices and principles on good corporate governance as embodied in the Manual. The Manual also sets forth the various evaluation systems established by the Company to measure or determine the level of compliance of the Board of Directors and top level management with corporate governance.

The Company has not deviated from the Manual and there have been no violations thereof since the Manual was approved by the Company's Board of Directors.

In addition to the Manual, the Company, upon recommendation of its Governance Committee, has approved a Guidelines on Matters Requiring Board, Shareholders and Management Approval. Further, the Company has also approved the following policies to improve the corporate governance of the Company:

1. Policy on Related Party Transactions;
2. Whistle-Blowing Policy;
3. Code of Conduct for Directors and Senior Management;
4. Anti-Money Laundering Manual.

UPON WRITTEN REQUEST OF A STOCKHOLDER, THE COMPANY UNDERTAKES TO FURNISH SAID STOCKHOLDER A COPY OF THE COMPANY'S ANNUAL REPORT (SEC FORM 17-A) FREE OF CHARGE, EXCEPT FOR EXHIBITS ATTACHED THERETO WHICH SHALL BE CHARGED AT COST. ANY WRITTEN REQUEST FOR A COPY OF THE ANNUAL REPORT SHALL BE ADDRESSED AS FOLLOWS:

ATTENTION :

JONATHAN JUAN MORENO
Chief Strategy and Governance Officer
6F Metro Market Market
Mabini Avenue cor. McKinley Parkway
Bonifacio Global City
Taguig 1634

SIGNATURE PAGE

After reasonable inquiry and to the best of my knowledge and belief, I certify that the information set forth in this report is true, complete and correct. This report is signed in the City of Mandaue, Cebu on April 5, 2018.

METRO RETAIL STORES GROUP, INC.

By:



ATTY. VINCENT E. TOMANENG
Corporate Secretary



Annex “A”

Management Report

PART I BUSINESS AND GENERAL INFORMATION

Item 1 Business

(A) Business Development

We are one of the leading retail companies in the Philippines and in the Visayas, which is one of the fastest-growing geographic regions in the Philippines. We opened our first store in Cebu City in 1982 and have steadily grown to become a market leader in the Visayas. After focusing on steady growth during the first two decades of our operations, we started to open stores outside of the Visayas, beginning with the opening of our department store and supermarket in Legazpi City in 2001, followed by the opening of our department store and supermarket in Lucena City in 2003 and by the opening of our department store and supermarket at Metro Market! Market! at the Bonifacio Global City in Taguig in Metro Manila in 2004.

As of end of 2017, we had a total of eleven (11) stores in Metro Manila and twelve (12) stores in other parts of Luzon with a total net selling space of approximately 117,639 sqm.

In addition, we have a total of 29 stores in the Visayas, with a total net selling space of approximately 111,351 sqm. This brings our total store count in the Philippines to fifty-two (52), with a total net selling space of 228,989 sqm.

(B) Business of Issuer

1. Description of registrant

a. Principal products and Services

The Company operates through the following retail formats and are located in strategic locations in densely populated cities or municipalities:

Supermarket

Our supermarket business is operated under two brand names “Metro Supermarket” and “Metro Fresh N Easy,” which we refer to collectively herein as “Metro Supermarket.” The Metro Fresh N Easy brand name is used for our smaller scale supermarkets serving as neighborhood stores.

Metro Supermarket opened its first supermarket, Gaisano Metro Department Store and Supermarket, in Cebu City in 1982 and currently operates 26 supermarkets in the Visayas, Metro Manila, and the rest of Luzon. As of end of 2017, Metro Supermarket had a total net selling space of approximately 44,647 sqm and an average net selling space of 1,717 sqm.

Department store

We started our retail business with the opening of Gaisano Metro Department Store and Supermarket in Colon, Cebu City in 1982. Our department stores are now operated under the “Metro Department Store” brand name.

As of 2017, we had 12 department stores in 10 cities throughout the country, with a total net selling space of 127,138 sqm and an average net selling space per store of 10,595 sqm.

Hypermarket

Our hypermarket retail format is operated under the name “Super Metro.” Our hypermarkets are a hybrid between our supermarkets and department stores, providing a broad assortment of basic everyday products at value prices. A cornerstone of our plans for future expansion, we opened our first hypermarket in 2011 and we currently operate 14 hypermarkets in 12 cities throughout the country with a total net selling space of 57,205 sqm and an average net selling space of 4,086 sqm. Our hypermarkets are supported by the same distribution centers as our supermarkets and department stores.

Target Market

Metro Supermarket primarily targets low to middle-income consumers who live within walking distance of its stores and those who use personal or public transport to shop. Metro Supermarket offers suitable car parking facilities to accommodate customers who travel to stores by car and also locates its stores in areas close to main transportation hubs. Its customers include individuals, institutional customers and resellers. Metro Supermarket offers negotiated discount prices to institutional customers, such as schools and businesses that make bulk purchases for special occasions. Metro Supermarket also sells to resellers, including small to medium sari-sari stores, restaurants, bakeries, convenience and drug stores. We are not dependent on any single customer in our supermarket business.

Metro Department Store targets customers who live within walking distance of its stores and those who use personal or public transport to shop. Metro Department Store offers suitable car parking facilities to accommodate customers who travel to stores by car and also locates its stores in areas close to main transportation hubs. Metro Department Store primarily targets lower- to middle-income consumers and strategically adjusts its product mix within different stores to account for variances in local income levels and customer demographics. We are not dependent on any single customer in our department store business.

Due to the nature of its operations, Super Metro hypermarkets target end consumers, including retail customers and wholesalers, in locations beyond the reach of typical modern supermarkets and department stores. Therefore, Super Metro seeks to ensure that its stores are centrally located in its target regions. Super Metro targets primarily middle-income and upper lower-income retail customers. Super Metro hypermarkets also sell to resellers, including small to medium sari-sari stores, restaurants, bakeries, convenience and drug stores. We are not dependent on any single customer in our hypermarket business.

Metro Rewards Card – In 2006, the Company launched the Metro Rewards Card (MRC), a loyalty card allowing its members to redeem accrued points across all stores and all formats. The MRC is a powerful tool in knowing and increasing loyalty among our customers.

Foreign Sales

The Company has no record of foreign sales as it is not exporting any of its merchandise abroad.

b. Distribution methods

We have a total of 9 warehouses nationwide (3 in Luzon and 6 in Cebu) which serve as a storage and cross docking facility for department store and supermarket items. All the warehouses are currently in-house managed. Each warehouse is equipped with racking, material handling equipment, and enabled by ORACLE warehouse management system. Our processes are compliant with Good Warehouse and Distribution Practices. Our people are professionals certified to run the facility. We also provide other services such as piece picking, kitting and assembly as requested by merchandising and store operations. Our operations are safe and compliant with the best practices on warehousing and distribution.

We have company-owned fleet of delivery trucks servicing the stores, designed to cover 60% of our fleet capacity nationwide. Our in-house trucks are GPS enabled. The balance 40% of our fleet requirements is covered by third party truck providers.

We use major shipping lines to transport products from one warehouse to another between Luzon and Visayas.

Our key strategic initiatives are as follows in order to:

1. Support our aggressive network expansion, we will put in place one Distribution Center (“DC”) in Luzon to cover all Luzon stores and one DC in Cebu to cover Visayas stores. The go-live of these DC’s will be dependent on the land conversion, warehouse construction and necessary fittings installations. The DC will cover both storage and cross docking operations for dry, chilled, cold and fresh operations;
2. Support our outright model and rise of direct importation, we will obtain all necessary regulatory licenses and permits to import, warehouse, transport and distribute our foreign goods assortment via the import company that we use. Furthermore we will demonstrate improved velocity in terms of releasing from the Bureau of Customs, warehouse receipt and distribution of these imported items to the stores;
3. Support our aggressive introduction of private brands and labels, we will obtain all necessary regulatory licenses and permits to procure, warehouse, transport and distribute via MRSGI;

4. Support our campaign on End to End Supply Chain Food Safety promise to our consumers- we are going to put in place a food safety program from suppliers (Good Agricultural and Manufacturing Practices), to warehouses & transport (Good Warehouse and Distribution Practices) unto our stores (Good Retail Practices) consistent with the internal standards of Code Alimentaire. We will continue to pass the HACCP (Hazard analysis and critical control points) surveillance audit for Metro Alabang and endeavor to obtain the appropriate HACCP accreditation for Metro Market Market and Metro Ayala;
5. Support our sales target through product availability, we will further demonstrate breakthrough performance with regards to our ability to service store orders on time, in full, right quality and no documentation errors. We will support our institutional customers with the fit-for-purpose distribution model that they will require;
6. Support our profit targets through putting in place productivity programs to be able to handle more products with lesser resources required, and drive cost saving initiatives in controllable operating expenses of the operations. Furthermore, we will ensure inventory record accuracy and minimize shrinkages in our operations.

c. New products and services

The Company has no new products or services outside of its core business of department store, hypermarket, supermarket and ancillary businesses (pharmacy, bakery, gourmet, food avenue, and leasing).

d. Competition

The Philippine food retail market has become increasingly competitive in recent years. We compete with both traditional stores and modern retail operators, including hypermarkets, supermarkets, convenience stores and local grocery stores, on the basis of location, shopping experience, presentation, price, supply chain and additional benefits such as loyalty programs. SM Retail, Robinsons Retail Group, Puregold Price Club and Rustan's Group of Companies are among the top supermarket competitors in terms of retail sales value. Each of these retail chains has an established presence in the Philippines and continues to open supermarkets in the same cities, and often in the same neighborhoods, where we have opened or intend to open our supermarkets. International brands such as Landers, with local partners operating stores in larger metro areas have recently begun to present a new source of competition.

We believe that Metro Supermarket's differentiators are our prices and our product assortment. We believe that we are able to provide all of the basic goods that our consumers expect while continuing to be competitive in pricing in every region that we operate in. Additionally, our strength in product assortment, particularly in nonfood products with higher margins, help us compete with other retailers of food products. We believe that our prices and assortment, coupled with a best-in-class customer shopping experience, set us apart from our competitors.

The Philippine department store industry is dominated by a few top operators. SM Retail, Robinsons Retail Group, Gaisano Grand and Gaisano Capital are among the top competitors in terms of retail sales value. Metro Department Store competes with major department store operators on the basis of location, product assortment, brand recognition, store image, presentation, price, understanding of market demand and value-added customer services. Each of the competing department store chains

has an established presence in the Philippines and is continuing to open department stores in the same cities, and often the same neighborhoods, where Metro Department Store has opened or intends to open its department stores.

Super Metro competes primarily with traditional stores and other modern retail operators, including other hypermarkets, supermarkets, convenience stores and local grocery stores. Puregold Price Club, SM Retail, Rustan's Group of Companies, and Prince Warehouse Club are among the top hypermarket competitors in terms of retail sales value. These competitors, like Super Metro, are associated with larger brands that have an established presence in the Philippines.

We believe that Super Metro's key competitive strength is its ability to rely on our group's deep experience in providing retail services to the lower- to middle-income consumers. Cost saving measures implemented in our existing operations are easily transplanted to the Super Metro platform, enabling us to maintain our status as a price leader in the hypermarket market. Additionally, our focus on basic everyday necessities further reduces our costs by allowing us to source more products from fewer suppliers.

e. Suppliers

With over 1,700 regular suppliers in 2017, Metro Supermarket's supplier base is diversified between local suppliers such as Universal Robina Corporation and San Miguel Pure Foods Company, Inc. and multinational corporations such as Nestle Philippines Inc., and Proctor and Gamble. Metro Supermarket's top five suppliers together accounted for 22% of its net sales in 2017. For smaller local suppliers, Metro Supermarket seeks to partner with the best suppliers in each region in which it operates. We believe that our supermarket business as a whole is not dependent on any single supplier.

Metro Department Store maintains close relationships with its concessionaires and suppliers for its outright sales to ensure that it is able to continuously offer a broad range of merchandise. The concessionaires that carry competitive brands with a complete assortment of merchandise are generally placed in areas visually supported by graphics and unique fixtures, while suppliers of direct-sale merchandise are used to complete our product assortment and provide product differentiation.

With over 2,400 regular suppliers in 2017, Metro Department Store's supplier base includes suppliers such as Fil-Pacific Apparel Corporation, Authentic American Apparel Inc., Camel Appliances Manufacturing Corp. and Electrolux Philippines Inc. Metro Department Store's top five suppliers together accounted for approximately 7.0% of its net sales in 2017. We believe that our department store business as a whole is not dependent on any single supplier.

Super Metro's supplier base is the same as that of our supermarkets and department stores. Nestle Philippines, Inc., Unilever Philippines, Inc., Emperador Distillers Inc., and Universal Robina Corporation and Dranix Distributors, Inc. are among the biggest suppliers of our hypermarket retail format. Super Metro's top five suppliers together accounted for approximately 18% of its net sales in 2017. We believe that our hypermarket business as a whole is not dependent on any single supplier.

f. Dependent upon single/few supplier/customer

MRSGI is not dependent on any single supplier. The Company's top five suppliers accounted for only 14% of its net sales in 2017. The Company does not rely on a single or a few customers for its retail business.

g. Transaction with related parties

In the ordinary course of our business, we engage in transactions with related parties and affiliates. On March 16, 2016, MRSGI has adopted its Policy on Related-Party Transactions to ensure that these transactions are entered into at arm's length on terms no less favourable than terms available to any unconnected third party under the same or similar circumstances.

We have the following major transactions with related parties:

- We entered into lease agreements with Vicsal Development Corporation ("VDC") for the Company's store space and warehouses. As part of the spin-off of the retail business to Metro Retail Stores Group, the land and structures which used to be owned by VDC remained with the parent company. Rent expenses followed benchmarks based on market guidance from an independent party adviser.
- We have short-term non-interest bearing payables/receivables from VDC in the normal course of business pertaining to intercompany recovery of expenses and trade-related transactions.
- In 2016, we entered into a service agreement with VDC for VDC to provide legal and operations strategy services to the Company.
- In the normal course of business, we ordinarily purchase goods and services from our related parties with the following nature of transactions:
 - Purchases of imported goods and store and office equipment from Cornerstone Diversified Goods Trading, Inc.
 - Concession purchases from Beneluxe Trading Corporation, which engages in the watch and jewelry business.
 - The use of logistical services provided by Cargo Bayan Inc. and Bayan Movers Logistics, Inc.
 - Travel ticketing and booking services from Grand Holidays, Inc.
 - Supply of goods and services to malls operated by Pacific Malls Corp.
- We have entered into lease arrangements for store space with our related parties, including Beneluxe Trading Corporation and Wealth Development Bank Corp.
- We are parties to perpetual trademark licensing agreements with our affiliates, Metro Value Ventures, Inc. and VDC, for a nominal fee.
- We have cash placements and bank accounts with Wealth Development Bank Corporation which earn interest based on prevailing market interest rates.

h. Trademarks/Tradenames

Effective August 1, 2014, we had perpetually licensed from Metro Value Ventures, Inc., a related party, the use of the following registered trade names or trademarks and devices used to identify our stores, including “Metro and Device”, “Metro Gaisano”, “Metro Ayala”, “Metro Market Market”, “Super Metro Gaisano”, “Metro Fresh ‘n Easy”, “Metro Pharmacy”, “Metro Legazpi”, “Metro Lucena”, “Express Mart by Metro”, “Metro Wholesale Mart”, “Metro Gourmet”, “Metro Tropical Delights”, “Metro Market”, “Tita Gwapa Metro Supertinda” and “Metro Hi-Per.” Effective August 1, 2014, we also perpetually licensed from Metro Value Ventures, Inc. the use of the following trade names or trademarks and devices, which are registered or covered by pending applications for registration, for: “Blue Camp”, “Red Bears”, “Nicole”, “Junior Shop”, “Young Teens”, “Kiddies”, “Blue Camp & Device”, “Young Teens Collection & Device”, “Cozy”, “McKenzie & Jones”, “Soft Impressions”, “Firenze”, “Metro Living”, “Regal Comfort”, “Main Course”, “Metropolitan”, “Ms’tique”, “Swiss Precision”, “Stylized Casadei”, “MA.CO”, “Follie”, “Mei Wei”, “South Sea”, “Pure Soft”, “Pure Max”, “Pure Joy”, “Lakas”, “West Coast”, “Best Harvest”, “Q Premium Cebu’s Best Lechon & Device”, “Q Premium”, “Q Premium Carcar’s Best Chicharon”, “West Coast Ice”, “Savers Select”, “M Copies”, “Chum Girls”, “Mirabella”, “Cover Girl”, “Natural Clothing”, “Le Chateau”, “Eddy & Emmy”, “Metro Café”, “Nautilus”, “Christian Ferre”, “Nina Botticelli”, “Marquise”, “Vicenza Silver Collection” and “Metro Ware.” We pay Metro Value Ventures, Inc. an annual fee of P10,000.00 per trade name or trademark per year or a total of P 700,000.00 as consideration for the full and complete use of the foregoing trade names and trademarks, which fee may be adjusted upon the mutual consent of both parties.

As of August 1, 2014, we had also perpetually licensed the use of the registered trade names or trademarks and their devices for “Suisse Cottage”, “Karen Kay”, “Street Code”, “Roaster Chef Grill” and “Fiesta sa Sugbo Restaurant” from Vicsal Development Corporation. We pay Vicsal Development Corporation an annual fee of P 10,000.00 per trade name or trademark per year or a total of P50,000.00 as consideration for the full and complete use of the foregoing trade names and trademarks, which fee may be adjusted upon the mutual consent of both parties.

i. Government approvals

The Company has obtained, applied for, or is in the process of applying or renewing all material permits and licenses from national and local government units and other government units required to conduct its business. The Company expects to obtain these permits and licenses in the ordinary course.

j. Effect of existing governmental regulations

In the conduct of its operations, the Company is subject to the following laws and regulations: a) The Retail Trade Liberalization Act; b) The Philippine Competition Act; c) The Food, Drug and Cosmetics Act; d) The Consumer Act; e) The Meat Inspection Code; f) The Price Act; g) The Food Safety Act; h) The Comprehensive Dangerous Drugs Act; i) The Pharmacy Law; j) The Generics Act; and k) Philippine Labor Laws; (l) Expanded Senior Citizen Act of 2010; (m) Intellectual Property Code of the Philippines; (n) Articles on Quasi-Delicts of the Civil Code; and (o) Other pertinent laws.

k. Cost and effect of compliance and environmental laws

The Company is subject to various laws relating to environmental matters. In particular, the Company is required to obtain an Environmental Compliance Certificate (ECC) and/or Certificate of No Coverage (CNC) during the construction and development of commercial establishments such as malls, supermarkets and public markets, fast food and restaurants. The ECC is required when the total store area (including parking) exceeds 10,000 sqm. Where the total store area is equal to or less than 10,000 sqm, the operators of commercial establishments may obtain a CNC pursuant to Presidential Decree No. 1586.

The Company has obtained a CNC for its Metro Supermarket (Canduman) building. For other existing stores, the Company is not subject to the requirement of ECC and/or CNC since these stores are located on lands or buildings which are not owned by the Company.

In addition to the foregoing, the Company is also subject to Ecological Solid Waste Management Act of 2000 (Republic Act No. 9003), The Clean Air Act of 1999 (Republic Act No. 8749), and the Philippine Clean Water Act of 2004 (Republic Act No. 9275).

l. Employees

The following table sets out the number of our employees as of December 31, 2017.

| | |
|---------------------|--------------|
| Store Operation | 7,672 |
| Warehouse Operation | 852 |
| Corporate | 804 |
| Total | 9,328 |

We believe that we have a good relationship with our employees. We have always placed a high value on training and retention, as demonstrated by the fact that approximately 25% of our regular employees have been with the Company for at least 10 years.

m. Risks Related to Our Business

We may face increased competition from other retail companies in the Philippines.

The retail industry in the Philippines is highly competitive. The intensity of the competition in the Philippine retail industry varies from region to region, but Metro Manila is generally considered to be the most competitive market in the Philippines. The Province of Cebu and Metro Manila are two of our largest markets in terms of net sales. We compete principally with national and international retail chains in the Philippines, such as Robinson's Supermarket and Robinson's Department Store, SM Department Store and SM Supermarket, Puregold, Rustan's and Mercury Drug, among others. We also compete with retail stores operated by members of the broader Gaisano family. Each of these competitors competes with us on the basis of product selection, product quality, acquisition or development of new brands, customer service, price, store location or a combination of these factors. We anticipate competition from new market entrants and joint partnerships between national and international operators.

In addition, some of our competitors are also aggressively expanding their number of stores or their product offerings. Some of these competitors may have been in business longer or may have greater financial, distribution or marketing resources than us and may be able to devote greater resources to sourcing, promoting and selling their products. There can be no assurance that we will be able to

compete successfully against current competitors or new entrants. Additionally, while we have a location advantage in certain underpenetrated regions of the Philippines, this advantage may decrease as our competitors expand or new entrants enter such regions. As competition in certain areas intensifies or competitors open stores within close proximity to our stores, our results of operations may be negatively impacted through a loss of sales, reductions in margins from competitive price changes or greater operating costs.

Competitive pressures, including those arising in connection with our expansion strategy, may have an adverse effect on our business, financial condition and results of operations.

Our future store openings may not be successful, and our existing stores may not be able to continue to benefit from the current favorable retail environment.

A significant part of our expansion strategy entails the opening of new stores in suitable locations in various areas of the Philippines, including in areas where we do not currently have a presence. There can be no assurance that we will be able to identify and procure suitable sites for our new stores. As of end of 2017, we had twelve (12) stores in third-party malls. There can be no assurance that these companies will continue to grow at a rate that is consistent with our planned rate of growth. In addition, there can be no assurance that we will continue to be able to obtain “anchor tenant” status or spaces in new malls or township projects, on terms acceptable to us or at all. Generally, because of its ability to draw more customers to a particular shopping center, an anchor tenant has more flexibility in negotiating the terms of its lease contract. Due to the increased competition for desirable store sites, we may not be able to lease appropriate real estate for our new store locations, on terms and conditions acceptable to us or at all.

There is also no assurance that our new stores will be successful or profitable. While we initially focused our business in the Visayas, we have gradually expanded into other regions. Expansion into new geographical areas will also expose us to additional operational, logistical and other risks. We may find it difficult to obtain regulatory or local government approvals for our new stores in these areas due to differences in local requirements and processes. We may also experience difficulty in building our “Metro Supermarket” and other brand names in these new areas. Our proposed expansion will also place increased demands on our managerial, operational, financial and administrative resources. We may, for example, experience supply, distribution, transportation or inventory management difficulties due to our lack of familiarity with the suppliers, distribution network, third-party vendors and transportation systems in these new geographical areas. Any difficulties we experience with respect to developing our business operations in new geographical areas may materially and adversely affect our business, financial condition and results of operations.

In addition, there can be no assurance that our existing stores will be able to operate on a profitable basis if the current retail environment becomes less favorable to us. The surrounding environment of our existing stores may also change in terms of consumer demographics, or in terms of store mix, as different businesses move in or out of the surrounding areas. There can be no assurance that we will have the flexibility to move our existing store locations or to modify our existing stores in response to changes in the surrounding environment and to changes in market and consumer preferences. If we fail to predict and respond to changes in the retail environment, our business, financial condition and results of operation may be materially and adversely affected.

We are exposed to inventory risks.

Outright sales accounted for over 70% of our net sales for the year ended December 31, 2016 and 2017. Our focus on outright sales exposes us to increased inventory risk, which includes inventory losses due to obsolescence, theft, pilferage, spoilage, and other damage. For products sourced for outright sales, we bear all risks and costs of inventory management, including shrinkage losses due to a discrepancy between our inventory based on a physical count and the amounts generated by our inventory system. If we fail to properly manage our inventory in relation to outright sales, we may suffer lower inventory turnover, which could have an adverse effect on our business, financial condition and results of operations.

The success of our business depends in part on our ability to develop and maintain good relationships with our current and future outright sales suppliers and concessionaires.

We derive approximately 98.8% of our revenue in 2017 from outright sales and sales of concession products, and our success depends on our ability to retain existing suppliers and concessionaires, and attract new suppliers and concessionaires on terms and conditions favorable to us. The sourcing of our products is dependent, in part, on our relationships with our suppliers. We have long-standing working relationships with a broad range of national and multinational suppliers across all of our retail formats. If we are unable to maintain these relationships, or if we lose suppliers for any reason, we may not be able to continue to source products at competitive prices that both meet our standards and appeal to customers. Our five largest suppliers accounted for approximately 16% and 14% of our net sales in 2016 and 2017, respectively. The loss of any one of these major suppliers would have an adverse effect on our sales.

We obtain deals, discounts, and rebates from suppliers, which allow us to maintain our competitive pricing. Should changes occur in market conditions or our competitive position, we may not be able to maintain or negotiate adequate support, which could have an adverse effect on our business, financial condition and results of operations.

If we are unable to maintain good relationships with our existing suppliers and concessionaires, or if we are unable to develop and maintain new supplier and concessionaire relationships, we will be unable to carry merchandise and products that are in demand and can generate profit for us. Furthermore, if any of our outright sales suppliers or concessionaires changes its distribution methods, we may experience a disruption in our product supply. As a result, our market positioning, image and reputation may be adversely affected, and our revenue and profitability may be impaired.

We rely significantly on distributors, service providers and the distribution networks of our multinational suppliers for our logistics requirements.

We rely significantly on distributors, third-party service providers and the distribution networks of our multinational suppliers for transportation, warehousing and delivery of products to our stores. The majority of our merchandise is delivered to our distribution centers from our suppliers by third-party service providers. Any deterioration in the relationships between distributors and third-party service providers or other changes relating to these parties, including changes in supply and distribution chains, could have an adverse effect on our business, financial condition and results of operations.

In addition, there can be no assurance that we will be able to effectively coordinate our logistics strategy to the degree necessary for the realization of our growth plans. As we continue to expand, we

will need to ensure that we are able to secure efficient distributors and service providers for our stores to be opened in new locations.

We may experience difficulty in implementing our growth strategy.

Our growth depends on the execution of our strategy to continue establishing and successfully operating stores in new locations in the Philippines. There are a number of factors affecting our ability to implement our growth strategy, including, among others:

- favorable economic conditions and regulatory environment;
- our ability to identify suitable sites for store locations;
- our ability to lease appropriate real estate for store locations;
- our ability to bear the increase in logistics costs when regional expansion occurs;
- our ability to open new stores in a timely manner;
- our ability to introduce new brands to the market;
- our ability to continue to attract customers to our stores;
- our ability to maintain the scale and stability of our information technology systems to support our current operations and continuous business growth;
- the hiring, training and retention of skilled store personnel;
- the identification and relocation of experienced store management personnel;
- the effective management of inventory to meet the needs of our stores on a timely basis;
- the availability of sufficient levels of cash flow or necessary financing to support our expansion; and
- our ability to successfully address competitive merchandising, distribution and other challenges encountered in connection with expansion into new geographic areas and markets.

If we fail to successfully implement our growth strategy due to the absence of, or our inability to carry out, any of the above mentioned factors, or otherwise, our business, financial condition and results of operations may be materially and adversely affected.

In addition, if we are unable to successfully manage the potential difficulties associated with store growth, we may not be able to capture the scale efficiencies that we expect from expansion. If we are unable to continue to capture scale efficiencies, improve our systems, continue our cost discipline and enhance our merchandise offerings, we may not be able to achieve our goals with respect to operating margins. Furthermore, if we do not adequately refine and improve our various ordering, tracking and allocation systems, we may not be able to increase sales or reduce inventory shrinkage, which may also cause our operating margins to stagnate or decline.

We lease all of our store premises and we may not be able to continue to renew these leases or to enter into new leases in favorable locations on acceptable terms and conditions.

As of 2017, we leased all of our net selling space and all of our distribution centers. Approximately 75% of our sites are leased from related parties and 25% are leased from third parties. There is no assurance that we will be able to renew our leases on acceptable terms and conditions or at all upon their expiry. Leases of store premises in large shopping centers may not be available for extension because landlords may decide to change tenants for better commercial arrangements. There is no assurance that we will be able to enter into such new agreements with third parties on terms and

conditions that are acceptable to us or at all, and our failure to do so may materially and adversely affect our business, financial condition and results of operations.

Moreover, if rent prices increase significantly throughout the Philippines, or in a particular region, it may cease to be economical to lease stores and we may have to discontinue operations at some of our stores. Any inability to renew leases as they expire or acquire new leases in other favorable locations and sites on acceptable terms and conditions, termination of the existing leases, or revision of the terms and conditions of leases to our detriment may have an adverse effect on our business, financial condition and results of operations. Further, a number of our landlords are normally granted the right to terminate the leases for cause prior to their expiration. In the event that any of our leases are terminated for any reason prior to their expiration, we will need to either close our operations at such locations or relocate to alternative premises. Relocation of any of our operations may cause disruptions to our business and may require significant expenditure, and we cannot assure that we will be able to find suitable premises on acceptable terms and conditions or at all in a timely manner.

Product liability claims in respect of defective goods sold in our stores and food safety and food-borne illness concerns could adversely affect our reputation and our financial prospects.

Our business involves an inherent risk of product liability, product recall, adverse publicity and exposure to public liability claims. We do not currently have any product liability insurance and will therefore be subject to the full amount of any product liability we may incur. Although each of our concessionaires and suppliers provides us with a written indemnity covering the full extent of any third-party liability we incur through their operations and sales in our stores, there is no assurance that we will be successful in obtaining such indemnity payments or that the indemnity payments will fully cover all of our costs associated with the original liability. Furthermore, under the Consumer Act, we, as a seller, distributor or importer, may be subject to sanctions for goods not in conformity with applicable consumer product quality or safety standards. If we are found responsible for damage caused by defective goods sold in our stores, the reputation of our stores may be adversely affected. This could lead to erosion of consumer confidence in our brands and a subsequent reduction in sales. Such an event would be likely to have an adverse effect upon our business, financial condition, results of operations and prospects.

Preparation, packaging, transportation, storage and sale of fresh and freshly prepared food products and non-food products entail the inherent risk of product contamination, deterioration or defect, which could potentially lead to product recalls, liability claims and adverse publicity. Food and non-food products may contain contaminants that could, in certain cases, cause illness, injury or death. Any shipment or sale of contaminated, deteriorated or defective products may be grounds for a product liability claim or product recall. The risks of product liability claims or product recall obligations are particularly relevant in the context of our sales of freshly prepared food products. Although our suppliers bear the risk of product liability claims, we could incur adverse publicity through our association with such claims, which could have an adverse effect on our business, financial condition and results of operations.

As a means of fulfilling some of our labor requirements, a significant portion of our workforce is outsourced through third-party manpower agencies. Outsourcing carries with it certain inherent risks including potential litigation from the employees of our third-party manpower service providers who may claim an employer-employee relationship with us; and the risk that the current arrangements we currently have in place are later on found by the Department of Labor and Employment to be “labor-only contracting” which would have the consequence of effectively making us the employer of the relevant employees and thus, obliging us to extend to the relevant employees the same salaries and

benefits we extend to our regular employees, which could have a significant impact on our labor costs. As the principal in the outsourcing arrangement, we can also be held jointly and severally liable with our third-party manpower service providers to the latter's employees for unpaid wages for work performed under their respective contracts, or for any violation by our manpower service providers of the provisions of the Labor Code.

We are party to a number of related party transactions.

Certain companies controlled by the Vicsal Group have significant commercial transactions with us, including leases for store spaces and purchases of goods, services and concession activities.

Such interdependence may mean that any material adverse changes in the operations or financial condition of the companies which are controlled by or under common control of the Metro Gaisano Family could adversely affect our results of operations.

We expect that we will continue to enter into transactions with companies directly or indirectly controlled by or associated with the Metro Gaisano Family. These transactions may involve potential conflicts of interest which could be detrimental to us or our shareholders. Conflicts of interest may also arise between the Metro Gaisano Family and us in a number of other areas relating to our businesses, including:

- major business combinations involving us;
- plans to develop our respective businesses; and
- business opportunities that may be attractive to both the Metro Gaisano Family and us.

The Company has a number of related party transactions that have been entered into on an arm's length basis. However, we have no assurance if the BIR will view these transactions as arm's length on the basis of its Transfer Pricing Regulations.

We can provide no assurance that our level of related party transactions will not have an adverse effect on our business or results of operations.

Our business and operations are dependent upon key executives.

Our key executives and members of management have greatly contributed to our success with their experience, knowledge, business relationships and expertise. If we are unable to fill any vacant key executive or management positions with qualified candidates, our business, operating efficiency and financial performance may be adversely affected.

Item 2 Legal Proceedings

As of December 31, 2017, neither the Company nor any of its properties is engaged in or a subject of any material litigation, claims or arbitration, including bankruptcy, receivership or similar proceedings, either as plaintiff or defendant, which could be expected to have a material effect on our financial position and we are not aware of any facts likely to give rise to any proceedings which would materially and adversely affect our business or operations.

Item 3 Submission of Matters to a Vote of Security Holders

There were no matters submitted to a vote of security holders during the year covered by this report.

PART II OPERATIONAL AND FINANCIAL INFORMATION

Item 4 Market for Issuer's Common Equity and Related Stockholder Matters

(A) Principal Market or Markets Where the Registrant's Common Equity is Traded

The Company's common stock is listed in the Philippine Stock Exchange.

The following table shows the high and low prices (in Php) of the Company's shares in the Philippine Stock Exchange for the year 2015 and for the first quarter of 2018, since the Company's listing in November 2015:

| | | Low | High |
|-------------------------|------|------|------|
| November - December | 2015 | 3.63 | 4.49 |
| January – March (Q1) | 2016 | 2.90 | 4.05 |
| April- June (Q2) | 2016 | 3.70 | 4.25 |
| July-September (Q3) | 2016 | 4.04 | 6.00 |
| October – December (Q4) | 2016 | 3.51 | 5.61 |
| January –March (Q1) | 2017 | 3.56 | 4.48 |
| April – June (Q2) | 2017 | 3.56 | 4.95 |
| July – September (Q3) | 2017 | 3.78 | 5.30 |
| October – December (Q4) | 2017 | 3.79 | 4.30 |
| January – March (Q1) | 2018 | 3.23 | 3.95 |

On March 28, 2018 the Company's shares closed at Php 3.39 per share.

(B) Holders

The number of shareholders of record as of March 28, 2018 was twenty one (21). Common shares outstanding as of March 28, 2018 were 3,429,375,000.

List of Top 20 Stockholders of Record as of March 28, 2018

| Name of Stockholder | Number of Shares | Percentage to Total Outstanding |
|---|------------------|---------------------------------|
| Vicsal Development Corporation | 2,489,800,000 | 72.60% |
| PCD Nominee Corp. (Filipino) | 745,765,110 | 21.90% |
| PCD Nominee Corp. (Non-Filipino) | 168,838,912 | 4.77% |
| Valueshop Stores, Inc. | 24,801,489 | 0.72% |
| Juan G. Yu or John Peter C. Yu | 150,000 | 0 |
| Stephen T. Teo &/or Teresita R. Teo | 10,000 | 0 |
| Asuncion, Victor Jayo | 5,000 | 0 |
| Legaspi, Virgilio C. | 1,000 | 0 |
| Lampa, Arvin C. | 1,000 | 0 |
| Duñgo, Elpidio S. | 1,000 | 0 |
| Bagasin, Danilo G. | 1,000 | 0 |
| Valencia, Jesus San Luis | 300 | 0 |
| Herrera, Joselito C. | 100 | 0 |
| Au, Owen Nathaniel S. AU ITF: Li Marcus | 78 | 0 |
| Gaisano, Frank S. | 2 | 0 |

| | | |
|-----------------------------|---------------|---|
| Gaisano, Edward S. | 2 | 0 |
| Gaisano, Jack S. | 2 | 0 |
| Ang, Margaret G. | 2 | 0 |
| Parayno Jr., Guillermo L. | 1 | 0 |
| Jacinto, Ricardo Nicanor N. | 1 | 0 |
| Emmanuel, Arthur | 2 | 0 |
| Total | 3,429,375,000 | |

(C) Dividends

Dividend Policy

Under Section 3 Article VIII of the Amended By-Laws, dividends shall be declared and paid out of the unrestricted retained earnings, which shall be payable in cash, property or stock to all stockholders on the basis of outstanding stock held by them, as often and at such times as the Board of Directors may determine and in accordance with law.

On April 13, 2015, our Board of Directors approved and adopted an annual dividend payment ratio of approximately 20% of our net income after tax for the preceding fiscal year, payable in cash, property or shares, subject to the requirements of applicable laws and regulations, and circumstances which restrict the payment of dividends, including but not limited to undertaking major projects and developments which require substantial cash expenditures, or restrictions due to loan covenants.

The Board may, at any time, modify such dividend payout ratio taking into consideration various factors including: the level of our cash earnings, return on equity and retained earnings; our results for, and our financial condition at the end of, the year in respect of which the dividend is to be paid and its expected financial performance; the projected levels of capital expenditure and other investment plans; restrictions of payment of dividends that may be imposed on us by any of our financing arrangements and current and prospective debt service requirements; and such other factors as the Board deems appropriate.

Dividend History

The tables below set out the dividends declared during 2015, 2016, 2017, and 2018:

Cash Dividend

| Year | Amount Declared | Dividend Per Share | Recorded Date | Payment Date |
|------|-----------------|--------------------|----------------|---|
| 2015 | P650,000,000.00 | P0.2575 | July 10, 2015 | September 18, 2015 December 18, 2015 |
| 2016 | P154,321,875.00 | P0.045 | April 4, 2016 | April 20, 2016 |
| 2017 | P171,468,750.00 | P0.05 | April 3, 2017 | May 2, 2017 |
| 2018 | P205,762,500.00 | P0.06 | April 13, 2018 | May 2, 2018 |

(D) Restriction that Limits the Payment of Dividends on Common Shares

None

(E) Recent Sales of Unregistered or Exempt Securities, Including Recent Issuance of Securities Constituting an Exempt Transaction.

None

Item 5 Management's Discussion and Analysis or Plan of Operation

Results of Operations

The year ended December 31, 2017 compared with the year ended December 31, 2016

Revenue

Net sales

For the year ended December 31, 2017, our net sales were ₱35,015.7 million, an increase of 1.8% compared to ₱34,410.9 million for the year ended December 31, 2016. The increase in net sales was primarily due to the opening of a new hypermarket and a new supermarket. The Company has a total of 52 stores as of December 31, 2017 versus 50 stores as of December 31, 2016. Same store sales growth was -0.7% in 2017 as compared to 2.8% in 2016 due to lesser clearance sales events and rationalization of sales to resellers which were not profitable.

Rental income

For the year ended December 31, 2017, our rental income was ₱299.9 million, an increase of 0.5% compared to ₱298.4 million for the year ended December 31, 2016. The increase in rental income was primarily due to the opening of two new stores, which led to an increase in net leasable space.

Interest and other income

For the year ended December 31, 2017, our interest and other income was ₱138.0 million, an increase of 0.7% compared to ₱137.1 million for the year ended December 31, 2016. The increase in interest and other income was primarily due to an increase in foreign currency gains resulting from the movements of the market exchange rates.

Cost of sales

For the year ended December 31, 2017, our cost of sales was ₱27,443.4 million, a decrease of 0.1% compared to ₱27,476.2 million for the year ended December 31, 2016. Margins have improved in 2017 compared to 2016 due to a well-executed margin enhancement plan that included among others, negotiations with suppliers, improvement of share to business of outright sales, lesser clearance sale events, and rationalization of sales to resellers.

Operating expenses

For the year ended December 31, 2017, our operating expenses were ₱6,596.9 million, an increase of 5.9% compared to ₱6,227.0 million for the year ended December 31, 2016. The increase in operating expenses was primarily due to an increase in salaries and wages, rental expenses, overhead expenses and depreciation expenses resulting from the opening of new stores. In addition, nonrecurring expenses were incurred in 2017 amounting to ₱88.4 million resulting from the planned closure of an unprofitable store in the first quarter of 2018.

Finance costs

For the year ended December 31, 2017, our finance costs were ₱17.6 million, a decrease of 22.8% compared to ₱22.8 million for the year ended December 31, 2016. The decrease in finance costs is due to the payment of total outstanding loan of ₱950M as of December 31, 2015 in March 2016. The company had minimal loans for working capital in 2017 and had nil loans outstanding as of the end of December 2017.

Provision for income tax

For the year ended December 31, 2017, our provision for income tax was ₱418.8 million, an increase of 26.5% compared to ₱331.0 million for the year ended December 31, 2016. The increase in provision for income tax was primarily due to the increase in income before tax and related adjustments of deferred tax assets.

Net income

As a result of the foregoing, for the year ended December 31, 2017, our net income was ₱977.0 million, an increase of 23.7% compared to ₱789.5 million for the year ended December 31, 2016.

The year ended December 31, 2016 compared with the year ended December 31, 2015

Revenue

Net sales

For the year ended December 31, 2016, our net sales were ₱34,410.9 million, an increase of 6.5% compared to ₱32,304.5 million for the year ended December 2015. The increase in net sales was largely a result of opening of two new department stores, a new supermarket and a new hypermarket. The Company has a total of 50 stores as of December 31, 2016 versus 46 stores as of December 31, 2015. Same store sales growth was 2.8% in 2016 compared to 9.4% in 2015.

Rental Income

For the year ended December 31, 2016, our rental income was ₱298.4 million, an increase of 48.4% compared to ₱201.1 million for the year ended December 31, 2015. The increase in rental income was primarily due to the opening of four new stores, which led to an increase in net leasable space, increase in rental fees due to escalation clauses in our existing lease agreements and the renegotiation of certain concession sales from percentage of revenue to fixed or percentage to revenue rent leases.

Interest and other income

For the year ended December 31, 2016, our interest and other income was ₱137.1 million, an increase of 80.2% compared to ₱76.1 million for the year ended December 31, 2015. The increase in interest and other income was primarily due to the increase in cash balances of bank accounts maintained by the Company for our working capital requirements and interest income from short term investments and cash equivalents arising from the proceeds of the initial public offering which happened later part of 2015.

Cost of sales

For the year ended December 31, 2016, our cost of sales was ₱27,476.2 million, an increase of 6.6% compared to ₱25,774.5 million for the year ended December 31, 2015 which is generally in line with the 6.5% increase in net sales.

Operating expenses

For the year ended December 31, 2016, our operating expenses were ₱6,227.0 million, an increase of 9.4% compared to ₱5,689.6 million for the year ended December 31, 2015. The increase was primarily

due to an increase in salaries and wages, rent expenses, overhead expenses and depreciation expenses resulting from the opening of new stores.

Finance costs

For the year ended December 31, 2016, our finance costs were ₱22.8 million, a decrease of 36.8% compared to ₱36.1 million for the year ended December 31, 2015 after full payment of loans was made in March 2016.

Provision for income tax

For the year ended December 31, 2016, our provision for income tax was ₱331.0 million, an increase of 2.5% compared to ₱322.8 million for the year ended December 31, 2015. The increase in provision for income tax was primarily due to the increase in income before tax.

Net income

As a result of the foregoing, for the year ended December 31, 2016, our net income was ₱789.5 million, an increase of 4.1% compared to ₱758.6 million for year ended December 31, 2015.

The year ended December 31, 2015 compared with the year ended December 31, 2014

Revenue

Net sales

For the year ended December 31, 2015, our net sales were ₱32,304.5 million, an increase of 13.9% compared to ₱28,356.9 million for the year ended December 31, 2014. The increase in net sales was primarily due to the increase of same store sales of 9.4% and the opening of two new hypermarkets and one new supermarket. The Company has a total of 46 stores as of December 31, 2015 versus 43 stores as of December 31, 2014. Same store sales growth was 9.4% in 2015 as compared to -1.2% in 2014.

Rental income

For the year ended December 31, 2015, our rental income was ₱201.1 million, an increase of 125.7% compared to ₱89.1 million for the year ended December 31, 2014. The increase in rental income was primarily due to the opening of three new stores, which led to an increase in net leasable space, increase in rental fees due to escalation clauses in our existing lease agreements and the renegotiation of percentage of revenue to fixed rent leases.

Interest and other income

For the year ended December 31, 2015, our interest and other income was ₱76.1 million, a decrease of 20.4% compared to ₱95.6 million for the year ended December 31, 2014. Scrap sales in 2015 amounted to ₱14.6 million, representing a decrease of 64.0% compared to ₱40.6 million in 2014.

Cost of sales

For the year ended December 31, 2015, our cost of sales was ₱25,774.5 million, an increase of 15.1% compared to ₱22,393.2 million for the year ended December 31, 2014, which was generally in line with the growth of net sales of 13.9%. Cost of sales grew slightly faster than net sales due to faster rate

of growth of our supermarket and hypermarket formats, which typically have a higher cost of sales as compared to our department store format.

Operating expenses

For the year ended December 31, 2015, our operating expenses were ₱5,689.6 million, an increase of 9.1% compared to ₱5,213.3 million for the year ended December 31, 2014. The increase in general and administrative expenses was primarily due to an increase in salaries and wages, rental expenses, overhead expenses and depreciation expenses resulting from the opening of new stores. The increase of 9.1% of operating expenses is lower than the increase in our net sales of 13.9% due to the economic benefits derived from increase in scale of our operations.

Finance costs

For the year ended December 31, 2015, our finance costs were ₱36.1 million, a decrease of 9.8% compared to ₱40.0 million for the year ended December 31, 2014. The decrease in finance costs was primarily due to decrease in our average loans outstanding.

Provision for income tax

For the year ended December 31, 2015, our provision for income tax was ₱322.8 million, an increase of 21.3% compared to ₱266.2 million for the year ended December 31, 2014. The increase in provision for income tax was primarily due to the increase in income before tax and related adjustments of deferred tax assets.

Net income

As a result of the foregoing, for the year ended December 31, 2015, our net income was ₱758.6 million, an increase of 20.6% compared to ₱628.9 million for the year ended December 31, 2014.

Financial Position

The year ended December 31, 2017 compared with the year ended December 31, 2016

As of December 31, 2017 and December 31, 2016, our net current assets, or the difference between total current assets and total current liabilities, were ₱5,613.8 million and ₱4,788.1 million respectively, representing a positive net working capital position.

Current Assets

Our current assets consist of cash and cash equivalents, short-term investments, receivables, merchandise inventories and other current assets. Total current assets as of December 31, 2017 and December 31, 2016 were ₱9,605.9 million and ₱8,973.7 million, respectively. The increase of 7.0% of current assets is significantly due to the increase of cash and cash equivalents, short-term investments and receivables. As of December 31, 2017, short-term investment totaled ₱755.2 million, receivables totaled ₱955.5 million, merchandise inventories totaled ₱4,002.5 million and other current assets totaled ₱185.5 million. As of December 31, 2016, short-term investment totaled ₱525.0 million, receivables totaled ₱846.3 million, merchandise inventories totaled ₱4,014.7 million and other current assets totaled ₱280.7 million.

As of December 31, 2017, cash and cash equivalents amounted to ₱3,707.2 million, an increase of 12.1% from ₱3,307.0 million as of December 31, 2016. The increase were mainly attributable to ₱1,335.9 million generated from operating activities and were offset by the increase of short-term investments by ₱230.2 million, addition to property and equipment amounting to ₱446.3 million and dividends payment amounting to ₱171.5 million.

Current Liabilities

Total current liabilities as of December 31, 2017 and December 31, 2016 were ₱3,992.1 million and ₱4,185.6 million, respectively. As of December 31, 2017 and December 31, 2016, trade and other payables totaled ₱3,773.4 million and ₱3,940.9 million, respectively, and consisted primarily of trade payables to our suppliers for purchases of inventory.

The year ended December 31, 2016 compared with the year ended December 31, 2015

As of December 31, 2016 and December 31, 2015, our net current assets, or the difference between total current assets and total current liabilities, were ₱4,788.1 million and ₱5,059.5 million respectively, representing a positive net working capital position.

Current Assets

Our current assets consist of cash and cash equivalents, short-term investment, receivables, merchandise inventories and other current assets. Total current assets as of December 31, 2016 and December 31, 2015 were ₱8,973.7 million and ₱9,576.5 million, respectively. The decrease of 6.3% of current assets is significantly due to the conversion of ₱1,700.0 million short-term investments to cash equivalent and the decrease in other current assets. As of December 31, 2016, short-term investment totaled ₱525.0 million, and other current assets totaled ₱280.7 million. As of December 31, 2015, short-term investments totaled ₱2,225.0 million, and other current assets totaled ₱481.6 million.

As of December 31, 2016, cash and cash equivalents amounted to ₱3,307.0 million, an increase of 40.7% from ₱2,351.0 million as of December 31, 2015. The increase were mainly attributable to the conversion of ₱1,700.0 million short-term investments to cash equivalent and ₱1,459.8 million generated from operating activities and were offset by the payment of ₱950.0 million of the

outstanding loans payable, acquisition of ₱831.7 million property and equipment and dividend payment of ₱154.3 million.

Current Liabilities

Total current liabilities as of December 31, 2016 and December 31, 2015 were ₱4,185.6 million and ₱4,517.0 million, respectively. As of December 31, 2016 and December 31, 2015, trade and other payables totaled ₱3,940.9 million and ₱3,374.2 million, respectively, and consisted primarily of trade payables to our suppliers for purchases of inventory. Loans payable outstanding amounted to nil and ₱950.0 million as of December 31, 2016 and December 31, 2015, respectively.

The year ended December 31, 2015 compared with the year ended December 31, 2014

As of December 31, 2015 and 2014, our net current assets, or the difference between total current assets and total current liabilities, were ₱5,059.6 million and ₱1,832.3 million, respectively, representing a positive net working capital position.

Current Assets

Our current assets consist of cash, short-term investments, trade and other receivables, merchandise inventories and other current assets. Total current assets as of December 31, 2015 and 2014 were ₱9,576.5 million and ₱6,288.0 million, respectively. The increase of 52.3% of current assets is significantly due to the increase in working capital arising from the proceeds of the initial public offering. As of December 31, 2015, merchandise inventories totaled ₱3,679.8 million, cash and cash equivalents totaled ₱2,351.0 million and short-term investments totaled ₱2,225.0 million. As of December 31, 2014, merchandise inventories comprised the bulk of our current assets, totaling ₱3,168.2 million, followed by cash, totaling ₱1,625.7 million.

As of December 31, 2015, the cash balance totaled to ₱2,351.0 million, an increase of 44.6% from ₱1,625.7 million. The increase were mainly attributable to issuance of capital stock by way of an initial public offering of ₱3,360.9 million and increase in trade and other payables of ₱43.1 million offset by acquisition of ₱635.6 million property and equipment, net payment of ₱150.0 million of the outstanding loans payable as of December 31, 2014 and payment of cash dividends amounting to ₱650.0 million declared in 2015.

Current Liabilities

Our current liabilities consist of trade and other payables and loans payable and income tax payable. Total current liabilities as of December 31, 2015 and 2014 were ₱4,517.0 million and ₱4,455.7 million, respectively. As of December 31, 2015 and 2014, trade and other payables totaled ₱3,374.2 million and ₱3,284.0 million, respectively, and consisted primarily of trade payables to our suppliers for purchases of inventory.

Loans payable in short term working capital loans amounted to ₱950.0 million and ₱1,100.0 million as of December 31, 2015 and 2014, respectively. There were no long-term loans from financial institutions in 2015 and 2014.

Cash Flows

The following table sets out information from our statements of cash flows for the periods indicated.

| | For the years ended December | | |
|--|------------------------------|---------------|---------------|
| | 2017 | 31, 2016 | 2015 |
| | (P million) | | |
| Net cash flows from operating activities | ₱1,335.9 | ₱1,459.8 | ₱1,020.7 |
| Net cash flows from (used in) investing activities | (749.4) | 653.4 | (2,864.4) |
| Net cash flows from (used in) financing activities | (202.6) | (1,172.5) | 2,560.9 |
| Net increase in cash | <u>₱383.9</u> | <u>₱940.7</u> | <u>₱717.2</u> |

Net cash flows from operating activities

Our net cash flows generated from operating activities for the year ended December 31, 2017 was ₱1,335.9 million, which comprised operating income before working capital changes of ₱1,991.1 million, adjusted for changes in working capital and interest received, partially offset by income tax and interest paid. The changes in working capital were mainly attributable to increase in receivables and decrease in trade and other payables.

Our net cash flows generated from operating activities for the year ended December 31, 2016 was ₱1,459.8 million, which comprised operating income before working capital changes of ₱1,580.1 million, adjusted for changes in working capital and interest received, partially offset by income tax and interest paid. The changes in working capital were mainly attributable to increase in merchandise inventories of ₱334.9 million primarily due to the opening of new stores. The increase in trade and other payables of ₱441.6 million also significantly contributed to the change in working capital requirements.

Our net cash flows from operating activities for the year ended December 31, 2015 was ₱1,020.7 million, which is comprised of operating income before working capital changes of ₱1,529.7 million, adjusted for changes in working capital and interest received, partially offset by income tax and interest paid. The changes in working capital were mainly attributable to increase in merchandise inventories amounting to ₱511.6 million primarily due to opening of new stores and decrease in receivables of ₱32.2 million. The increase in trade and other payables of ₱43.1 million also significantly contributed to the change in working capital requirements.

Net cash flows from (used in) investing activities

For the year ended December 31, 2017, net cash flows used in investing activities was ₱749.4 million, which resulted from the increase in short-term investments by ₱230.2 million, additions to property and equipment primarily resulting from acquisition of assets as well as fit outs of new stores amounting to ₱446.3 million and increase in other non-current assets by ₱72.9 million.

For the year ended December 31, 2016, net cash flows generated from investing activities was ₱653.4 million, which resulted from the decrease in short-term investment by ₱1,700.0 million and partially offset by the additions to property and equipment primarily resulting from acquisition of assets as well as fit outs of new stores amounting to ₱831.7 million and increase in other non-current assets by ₱214.9 million.

For the year ended December 31, 2015, net cash flows used in investing activities was ₱2,864.4 million, which is significantly due to the proceeds of the initial public offering placed under short-term investments amounting ₱2,225.0 million and additions to property and equipment for fit outs of new stores amounting to ₱635.6 million.

Net cash flows from (used in) financing activities

Net cash flows used in financing activities was ₱202.6 million for the year ended December 31, 2017, primarily as a result of payments of finance lease liability amounting to ₱31.1 million and payment of cash dividends amounting to ₱171.5 million declared on March 16, 2017.

Net cash flows used in financing activities was ₱1,172.5 million for the year ended December 31, 2016, primarily as a result of bank loan payments amounting to ₱950.0 million and payment of cash dividends amounting to ₱154.3 million declared on March 16, 2016.

Net cash flows from financing activities was ₱2,560.9 million for the year ended December 31, 2015, primarily due to net proceeds of ₱3,360.9 million from the issuance of capital stock by way of an initial public offering, bank loan payments of ₱1,600.0 million, offset by ₱1,450.0 million loan proceeds and payment of cash dividends amounting to ₱650.0 million declared in 2015.

Indebtedness

We have nil outstanding loans as of December 31, 2017 and December 31, 2016. Short-term loans payable were obtained to support working capital requirements.

Key Performance Indicators

| | For the years ended December 31, | | |
|--|----------------------------------|----------|----------|
| | 2017 | 2016 | 2015 |
| The Company | | | |
| Net Sales ⁽¹⁾ (₱ millions) | 35,015.7 | 34,410.9 | 32,304.5 |
| Same store sales growth ⁽²⁾ (%) | (0.7) | 2.8 | 9.4 |
| Number of Stores | 52 | 50 | 46 |
| Net selling area ⁽³⁾ (sqm) | 228,989 | 224,835 | 201,820 |

Notes:

(1) Net sales are gross sales, net of discounts and returns.

(2) Same store sales growth is the comparisons of net sales between two periods generated by the relevant stores. The stores that are included in comparisons are those that have operated for at least 12 months preceding the beginning of the last month of the reporting period. The comparison for each store takes into account net sales by that store during the same period it was in operation in both the reporting period and the period of comparison. The net sales of all the relevant stores in the relevant period are then aggregated and compared.

(3) Net selling space is the area of the store where items are displayed, excluding the backroom and warehouse.

Quantitative and qualitative disclosure of market risk

Our principal financial instruments consist of cash and receivables. The main purpose of our financial instruments is to fund our operations and capital expenditures. We do not actively engage in the trading of financial assets for speculative purposes nor do we write options. The main risks arising from our financial instruments are liquidity risk and credit risk. See Note 24 of the notes to our audited financial statements.

Liquidity risk

Liquidity or funding risk is the risk that an entity will encounter difficulty in raising funds to meet commitments associated with financial instruments. Our exposure to liquidity risk relates primarily to our short-term credit obligations. We seek to manage our liquidity profile by maintaining cash at a certain level and ensuring the availability of ample unused revolving credit facilities from banks as back-up liquidity that will enable us to finance our general and administrative expenses and operations. We maintain a level of cash deemed sufficient to finance operations. As part of our liquidity risk management, we regularly evaluate our projected and actual cash flows.

Credit Risk

Credit risk is the risk that one party to a financial instrument will fail to discharge an obligation and cause the other party to incur a financial loss. Our receivables are actively monitored by our collection department to avoid significant concentrations of credit risk. We manage the level of credit risk we accept through comprehensive credit risk policies setting out the assessment and determination of what constitutes appropriate credit risk for us. Our policies include setting up of exposure limits by each counterparty or company of counterparties; right of offset where counterparties are both debtors and creditors; reporting of credit risk exposures; monitoring of compliance with credit risk policy; and review of credit risk policy for pertinence and the changing environment.

Trends, Events or Uncertainties that have had or that are reasonably expected to affect revenues and income

- (i) There are no known trends, events or uncertainties that have had or that are reasonably expected to have a material effect on Company's liquidity.
- (ii) There are no known events that will trigger direct or contingent financial obligation that is material to the company, including any default or acceleration of an obligation.
- (iii) There are no material off-balance sheet transactions, arrangements, obligations (including contingent obligations), and other relationships of the company with unconsolidated entries or other persons created during the reporting period.
- (iv) There are no material commitments for capital expenditures, general purposes of such commitments, expected sources of funds for such expenditures.
- (v) There are no known trends, events or uncertainties that have had or that are reasonably expected to have a material effect on Sales.
- (vi) The Company experiences seasonal fluctuations in operations. Historically, sales peak in December of each year, thereafter it slows down in the first quarter of the year and begins to increase in the second quarter, driven by the summer season, the school break in April and May, and particularly the beginning of the school year in the month of June. This is followed by a slowdown in sales in the third quarter due to the rainy season.

Item 6 Financial Statements and Supplementary Schedules

The financial statements are filed as part of this report.

Item 7 Changes in and Disagreements with Accountants on Accounting and Financial Disclosures

(A) External Audit Fees and Services

Audit and Audit - Related Fees

(B) External Audit Fees and Services

Please refer to page 17 of the SEC Form 20-IS.

PART III CONTROL AND COMPENSATION INFORMATION

Item 8 Directors and Executive Officers of the Issuer

(A) Board of Directors and Executive Officers of the Registrant

Please refer to pages 6-8 of the SEC Form 20-IS.

(B) Significant Employees

Please refer to page 12 of the SEC Form 20-IS.

(C) Family Relationships

Please refer to page 12 of the SEC Form 20-IS.

(D) Involvement in certain Legal Proceedings of Directors and Executive Officers

Please refer to page 12 of the SEC Form 20-IS.

Item 9 Executive Compensation

Please refer to pages 14-15 of the SEC Form 20-IS.

Item 10. Security Ownership of Certain Beneficial Owners and Management

Please refer to pages 4-6 of the SEC Form 20-IS.

Item 11. Certain Relationships and Related Transactions

Please refer to Note 19 of the Financial Statements for the Related Party Transactions.

PART IV CORPORATE GOVERNANCE

Please refer to the Company's Annual Corporate Governance Report.

PART V EXHIBITS AND SCHEDULES

Item 13 Exhibits and Reports on SEC Form 17-C

The table below lists the Company's Corporate Disclosures under SEC Form 17-C:

| List of Corporate Disclosures/Replies to SEC Letters Under SEC Form 17-C January 1,-December 31, 2017 | |
|--|---|
| DATE | SUBJECT |
| March 16, 2018 | Approval of cash dividends amounting to Php 205,762,500 |

Item 14 Use of Proceeds

Attached, as Exhibit "C" is the Company's Disbursement of Proceeds and Progress Report duly certified by the Company's external Auditor.

COVER SHEET

for
AUDITED FINANCIAL STATEMENTS

SEC Registration Number

| | | | | | | | | | | |
|---|---|---|---|---|---|---|---|---|---|---|
| C | S | 2 | 0 | 0 | 3 | 1 | 5 | 8 | 7 | 7 |
|---|---|---|---|---|---|---|---|---|---|---|

COMPANY NAME

| | | | | | | | | | | | | | | | | | | | | | | | | | | | | | | |
|---|---|---|---|---|--|---|---|---|---|---|---|--|---|---|---|---|---|---|--|---|---|---|---|---|---|--|---|---|---|--|
| M | E | T | R | O | | R | E | T | A | I | L | | S | T | O | R | E | S | | G | R | O | U | P | , | | I | N | C | |
| . | | | | | | | | | | | | | | | | | | | | | | | | | | | | | | |
| | | | | | | | | | | | | | | | | | | | | | | | | | | | | | | |
| | | | | | | | | | | | | | | | | | | | | | | | | | | | | | | |

PRINCIPAL OFFICE (No. / Street / Barangay / City / Town / Province)

| | | | | | | | | | | | | | | | | | | | | | | | | | | | | | | |
|---|---|---|---|---|---|---|---|---|---|---|---|---|---|---|---|---|---|---|---|---|---|---|---|---|---|---|---|---|---|--|
| V | I | C | S | A | L | | B | U | I | L | D | I | N | G | , | | C | O | R | N | E | R | | O | F | | C | . | D | |
| . | | S | E | N | O | | A | N | D | | W | . | O | . | | S | E | N | O | | S | T | R | E | E | T | S | , | | |
| G | U | I | Z | O | , | | N | O | R | T | H | | R | E | C | L | A | M | A | T | I | O | N | | A | R | E | A | , | |
| M | A | N | D | A | U | E | | C | I | T | Y | , | | C | E | B | U | | | | | | | | | | | | | |

Form Type

| | | | |
|---|---|---|---|
| A | A | F | S |
|---|---|---|---|

Department requiring the report

| | | | |
|---|---|---|---|
| C | R | M | D |
|---|---|---|---|

Secondary License Type, If Applicable

| | | | |
|---|---|---|--|
| N | / | A | |
|---|---|---|--|

COMPANY INFORMATION

Company's Email Address

info@metroretail.com.ph

Company's Telephone Number

(032) 236-8390

Mobile Number

N/A

No. of Stockholders

20

Annual Meeting (Month / Day)

First Friday of May

Fiscal Year (Month / Day)

December 31

CONTACT PERSON INFORMATION

The designated contact person **MUST** be an Officer of the Corporation

Name of Contact Person

Joselito G. Orense

Email Address

joel.orense@metro
retail.com.ph

Telephone Number/s

(032) 236-7793

Mobile Number

N/A

CONTACT PERSON'S ADDRESS

Vicsal bldg., Corner of C.D.Seno & W.O. Seno Sts., Guizo, North Reclamation Area, Mandaue City, Cebu

NOTE 1: In case of death, resignation or cessation of office of the officer designated as contact person, such incident shall be reported to the Commission within thirty (30) calendar days from the occurrence thereof with information and complete contact details of the new contact person designated.

2: All Boxes must be properly and completely filled-up. Failure to do so shall cause the delay in updating the corporation's records with the Commission and/or non-receipt of Notice of Deficiencies. Further, non-receipt of Notice of Deficiencies shall not excuse the corporation from liability for its deficiencies.

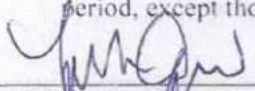



**STATEMENT OF MANAGEMENT'S RESPONSIBILITY
FOR ANNUAL INCOME TAX RETURN**

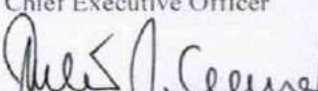
The Management of METRO RETAIL STORES GROUP, INC. is responsible for all information and representations contained in the Annual Income Tax Return for the year ended December 31, 2017. Management is likewise responsible for all *information* and representations contained in the financial statements accompanying the Annual Income Tax Return covering the same reporting period. Furthermore, the Management is responsible for all information and representations contained in all the other tax returns filed for the reporting period, including, but not limited, to the value added tax and/or percentage tax returns, withholding tax returns, documentary stamp tax returns, and any all other tax returns.

In this regard, the Management affirms that the attached audited financial statements for the year ended December 31, 2017 and the accompanying Annual Income Tax Return are in accordance with the books and records of METRO RETAIL STORES GROUP, INC., complete and correct in all materials respects. Management likewise affirms that:

- a. The Annual Income Tax Return has been prepared in accordance with the provisions of the National Internal Revenue Code, as amended, and pertinent tax regulations and other issuances of the Department of Finance and the Bureau of Internal Revenue;
- b. Any disparity of figures in the submitted reports arising from the preparation of financial statements pursuant to financial accounting standards and the preparation of the income tax return pursuant to tax accounting rules has been reported as reconciling items and maintained in the Company's books and records in accordance with the requirements of Revenue Regulations No. 8-2007 and other relevant issuances;
- c. METRO RETAIL STORES GROUP, INC. has filed all applicable tax returns, reports and statements required to be filed under Philippine tax laws for the reporting period, and all taxes and other impositions shown thereon to be due and payable have been paid for the reporting period, except those contested in good faith.


FRANK S. GAISANO
Chairman of the Board


FRANK S. GAISANO
Chief Executive Officer


JOSELITO G. ORENSE
Chief Financial Officer

March 16, 2018

**STATEMENT OF MANAGEMENT'S RESPONSIBILITY
FOR FINANCIAL STATEMENTS**

The management of Metro Retail Stores Group, Inc. is responsible for the preparation and fair presentation of the financial statements including the schedules attached therein, for the years ended December 31, 2017 and 2016, in accordance with the prescribed financial reporting framework indicated therein, and for such internal control as management determines is necessary to enable the preparation of financial statements that are free from material misstatement, whether due to fraud or error.


In preparing the financial statements, management is responsible for assessing the Company's ability to continue as a going concern, disclosing, as applicable matters related to going concern and using the going concern basis of accounting unless management either intends to liquidate the Company or to cease operations, or has no realistic alternative but to do so.

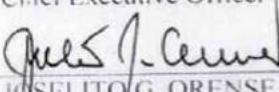
The Board of Directors is responsible for overseeing the Company's financial reporting process.

The Board of Directors reviews and approves the financial statements including the schedules attached therein, and submits the same to the stockholders or members.

Sycip Gorres Velayo and Co. (SGV), the independent auditor appointed by the stockholders, has audited the financial statements of the company in accordance with Philippine Standards on Auditing, and in its report to the stockholders or members, has expressed its opinion on the fairness of the presentation upon completion of such audit.


FRANK S. GAISANO
Chairman of the Board


FRANK S. GAISANO
Chief Executive Officer



JOSELITO G. ORENSE
Chief Financial Officer

March 16, 2018

SUBSCRIBED AND SWORN to before me this APR 04 2018 affiants exhibiting to me their respective Philippine passports as follows:

| | Passport No. | Date of Issue | Place of Issue |
|--------------------|--------------|---------------|----------------|
| Frank S. Gaisano | ED9732809 | 02 Dec 2013 | DFA NCR South |
| Joselito G. Orense | EC0437549 | 28 Feb 2014 | DFA Manila |

Doc No. 324
Page No. 65
Book No. XXX
Series of 2018


AILEEN P. LAZALA-GARROTE
Notarial Commission No. 948-12
Notary Public for Cebu City,
Cancer City and San Fernando, Cebu
Until December 31, 2019
Roll of Attorneys No. 46647
PTR No. 170811 / Cebu Province / Dec. 14, 2017
IBP O.R. No. 1095284 / Cebu Province / Nov. 3, 2017
MCLE Compliance No. V-2015079 / March 8, 2016
Rm. 903 Alibeta Side, Mazzanina
Osmena Blvd., Capitol Site, Cebu City

INDEPENDENT AUDITOR'S REPORT

The Stockholders and the Board of Directors
Metro Retail Stores Group, Inc.
Vicsal Building, Corner of C.D. Seno and W.O. Seno Streets
Guizo, North Reclamation Area, Mandaue City, Cebu

Report on the Audit of the Financial Statements

Opinion

We have audited the financial statements of Metro Retail Stores Group, Inc., which comprise the statements of financial position as at December 31, 2017 and 2016, and the statements of comprehensive income, statements of changes in equity and statements of cash flows for each of the three years in the period ended December 31, 2017, and a summary of significant accounting policies and other explanatory information.

In our opinion, the accompanying financial statements present fairly, in all material respects, the financial position of Metro Retail Stores Group, Inc. as at December 31, 2017 and 2016, and its financial performance and its cash flows for each of the three years in the period ended December 31, 2017 in accordance with Philippine Financial Reporting Standards (PFRSs).

Basis for Opinion

We conducted our audits in accordance with Philippine Standards on Auditing (PSAs). Our responsibilities under those standards are further described in the *Auditor's Responsibilities for the Audit of the Financial Statements* section of our report. We are independent of the Company in accordance with the Code of Ethics for Professional Accountants in the Philippines (Code of Ethics) together with the ethical requirements that are relevant to our audit of the financial statements in the Philippines, and we have fulfilled our other ethical responsibilities in accordance with these requirements and the Code of Ethics. We believe that the audit evidence we have obtained is sufficient and appropriate to provide a basis for our opinion.

Key Audit Matter

Key audit matters are those matters that, in our professional judgment, were of most significance in our audit of the financial statements of the current period. These matters were addressed in the context of our audit of the financial statements as a whole, and in forming our opinion thereon, and we do not provide a separate opinion on these matters. For each matter below, our description of how our audit addressed the matter is provided in that context.



We have fulfilled the responsibilities described in the *Auditor's Responsibilities for the Audit of the Financial Statements* section of our report, including in relation to this matter. Accordingly, our audit included the performance of procedures designed to respond to our assessment of the risks of material misstatement of the financial statements. The results of our audit procedures, including the procedures performed to address the matter below, provide the basis for our audit opinion on the accompanying financial statements.

Existence and completeness of merchandise inventories

The Company operates 52 stores (consisting of department stores, supermarkets and hypermarkets) and 9 warehouses in Luzon and Visayas. Refer to Note 7 to the financial statements for the relevant disclosures on inventories. Total inventories of ₱4.00 billion represents 31% of total assets. We focused on this area since inventories are material to the financial statements and are located in various locations across the country.

Audit response

Our audit procedures included understanding the physical inventory stock-take process, and testing the relevant controls in selected stores and warehouses. We observed the conduct of physical inventory stock-take procedures for selected stores and warehouses and performed test counts. We traced our test counts to the Company's inventory compilation. We reviewed the reconciliation of the merchandise inventories based on physical count with the Company's financial records and tested the selected reconciling items. We performed rollforward and rollback procedures for inventory movements from the physical stock-take date to year-end and tested selected purchases and sales transactions against supporting documents such as sales invoices and delivery receipts.

Other Information

Management is responsible for the other information. The other information comprises the information included in the SEC Form 20-IS (Definitive Information Statement), SEC Form 17-A and Annual Report for the year ended December 31, 2017, but does not include the financial statements and our auditor's report thereon. The SEC Form 20-IS (Definitive Information Statement), SEC Form 17-A and Annual Report for the year ended December 31, 2017 are expected to be made available to us after the date of this auditor's report.

Our opinion on the financial statements does not cover the other information and we will not express any form of assurance conclusion thereon.

In connection with our audits of the financial statements, our responsibility is to read the other information identified above when it becomes available and, in doing so, consider whether the other information is materially inconsistent with the financial statements or our knowledge obtained in the audits, or otherwise appears to be materially misstated.



Responsibilities of Management and Those Charged with Governance for the Financial Statements

Management is responsible for the preparation and fair presentation of these financial statements in accordance with PFRSs, and for such internal control as management determines is necessary to enable the preparation of financial statements that are free from material misstatement, whether due to fraud or error.

In preparing the financial statements, management is responsible for assessing the Company's ability to continue as a going concern, disclosing, as applicable, matters related to going concern and using the going concern basis of accounting unless management either intends to liquidate the Company or to cease operations, or has no realistic alternative but to do so.

Those charged with governance are responsible for overseeing the Company's financial reporting process.

Auditor's Responsibilities for the Audit of the Financial Statements

Our objectives are to obtain reasonable assurance about whether the financial statements as a whole are free from material misstatement, whether due to fraud or error, and to issue an auditor's report that includes our opinion. Reasonable assurance is a high level of assurance, but is not a guarantee that an audit conducted in accordance with PSAs will always detect a material misstatement when it exists. Misstatements can arise from fraud or error and are considered material if, individually or in the aggregate, they could reasonably be expected to influence the economic decisions of users taken on the basis of these financial statements.

As part of an audit in accordance with PSAs, we exercise professional judgment and maintain professional skepticism throughout the audit. We also:

- Identify and assess the risks of material misstatement of the financial statements, whether due to fraud or error, design and perform audit procedures responsive to those risks, and obtain audit evidence that is sufficient and appropriate to provide a basis for our opinion. The risk of not detecting a material misstatement resulting from fraud is higher than for one resulting from error, as fraud may involve collusion, forgery, intentional omissions, misrepresentations, or the override of internal control.
- Obtain an understanding of internal control relevant to the audit in order to design audit procedures that are appropriate in the circumstances, but not for the purpose of expressing an opinion on the effectiveness of the Company's internal control.
- Evaluate the appropriateness of accounting policies used and the reasonableness of accounting estimates and related disclosures made by management.



- Conclude on the appropriateness of management's use of the going concern basis of accounting and, based on the audit evidence obtained, whether a material uncertainty exists related to events or conditions that may cast significant doubt on the Company's ability to continue as a going concern. If we conclude that a material uncertainty exists, we are required to draw attention in our auditor's report to the related disclosures in the financial statements or, if such disclosures are inadequate, to modify our opinion. Our conclusions are based on the audit evidence obtained up to the date of our auditor's report. However, future events or conditions may cause the Company to cease to continue as a going concern.
- Evaluate the overall presentation, structure and content of the financial statements, including the disclosures, and whether the financial statements represent the underlying transactions and events in a manner that achieves fair presentation.

We communicate with those charged with governance regarding, among other matters, the planned scope and timing of the audit and significant audit findings, including any significant deficiencies in internal control that we identify during our audit.

We also provide with those charged with governance with a statement that we have complied with relevant ethical requirements regarding independence, and to communicate with them all relationships and other matters that may reasonably be thought to bear on our independence, and where applicable, related safeguards.

From the matters communicated with those charged with governance, we determine those matters that were of most significance in the audit of the financial statements of the current period and are therefore the key audit matters. We describe these matters in our auditor's report unless law or regulation precludes public disclosure about the matter or when, in extremely rare circumstances, we determine that a matter should not be communicated in our report because the adverse consequences of doing so would reasonably be expected to outweigh the public interest benefits of such communication.

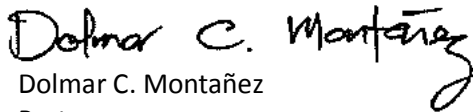
Report on the Supplementary Information Required Under Revenue Regulations 15-2010

Our audits were conducted for the purpose of forming an opinion on the basic financial statements taken as a whole. The supplementary information required under Revenue Regulations 15-2010 in Note 28 to the financial statements is presented for purposes of filing with the Bureau of Internal Revenue and is not a required part of the basic financial statements. Such information is the responsibility of the management of Metro Retail Stores Group, Inc. The information has been subjected to the auditing procedures applied in our audit of the basic financial statements. In our opinion, the information is fairly stated, in all material respects, in relation to the basic financial statements taken as a whole.



The engagement partner on the audit resulting in this independent auditor's report is Dolmar C. Montañez.

SYCIP GORRES VELAYO & CO.



Dolmar C. Montañez

Partner

CPA Certificate No. 112004

SEC Accreditation No. 1561-A (Group A),

April 21, 2016, valid until April 21, 2019

Tax Identification No. 925-713-249

BIR Accreditation No. 08-001998-119-2016,

February 15, 2016, valid until February 14, 2019

PTR No. 6621303, January 9, 2018, Makati City

March 16, 2018



METRO RETAIL STORES GROUP, INC.
STATEMENTS OF FINANCIAL POSITION

| | December 31 | |
|---|------------------------|------------------------|
| | 2017 | 2016 |
| ASSETS | | |
| Current Assets | | |
| Cash and cash equivalents (Notes 4 and 24) | ₱3,707,152,708 | ₱3,306,952,158 |
| Short-term investments (Notes 5 and 24) | 755,204,271 | 525,000,000 |
| Receivables (Notes 6 and 24) | 955,537,954 | 846,291,020 |
| Merchandise inventories (Note 7) | 4,002,495,549 | 4,014,727,305 |
| Other current assets (Note 8) | 185,494,287 | 280,729,767 |
| Total Current Assets | 9,605,884,769 | 8,973,700,250 |
| Noncurrent Assets | | |
| Property and equipment (Note 9) | 2,370,402,358 | 2,434,897,565 |
| Deferred tax assets - net (Note 20) | 149,932,184 | 114,489,387 |
| Other noncurrent assets (Note 10) | 593,831,479 | 549,086,284 |
| Total Noncurrent Assets | 3,114,166,021 | 3,098,473,236 |
| TOTAL ASSETS | ₱12,720,050,790 | ₱12,072,173,486 |
| LIABILITIES AND EQUITY | | |
| Current Liabilities | | |
| Trade and other payables (Notes 11 and 24) | ₱3,773,383,677 | ₱3,940,896,922 |
| Income tax payable | 190,054,649 | 202,360,756 |
| Finance lease liability - current portion (Note 21) | 28,661,059 | 42,320,291 |
| Total Current Liabilities | 3,992,099,385 | 4,185,577,969 |
| Noncurrent Liabilities | | |
| Finance lease liability - net of current portion (Note 21) | 50,609,267 | 68,083,736 |
| Retirement benefit obligation (Note 18) | 353,707,351 | 308,148,593 |
| Other noncurrent liabilities (Note 12) | 380,370,371 | 365,118,438 |
| Total Noncurrent Liabilities | 784,686,989 | 741,350,767 |
| Total Liabilities | 4,776,786,374 | 4,926,928,736 |
| Equity | | |
| Capital stock (Note 13) | 3,429,375,000 | 3,429,375,000 |
| Additional paid-in capital (Note 13) | 2,455,542,149 | 2,455,542,149 |
| Retained earnings (Note 13) | 2,015,860,010 | 1,210,371,451 |
| Remeasurement gains on defined benefit obligation (Note 18) | 42,487,257 | 49,956,150 |
| Total Equity | 7,943,264,416 | 7,145,244,750 |
| TOTAL LIABILITIES AND EQUITY | ₱12,720,050,790 | ₱12,072,173,486 |

See accompanying Notes to Financial Statements.



METRO RETAIL STORES GROUP, INC.
STATEMENTS OF COMPREHENSIVE INCOME

| | Years Ended December 31 | | |
|---|-------------------------|-----------------|-----------------|
| | 2017 | 2016 | 2015 |
| REVENUE | | | |
| Net sales | ₱35,015,740,598 | ₱34,410,947,243 | ₱32,304,453,639 |
| Rental (Notes 19 and 21) | 299,880,342 | 298,394,972 | 201,076,713 |
| Interest and other income (Notes 4, 5 and 14) | 138,020,790 | 137,103,998 | 76,116,891 |
| | 35,453,641,730 | 34,846,446,213 | 32,581,647,243 |
| COSTS AND EXPENSES | | | |
| Cost of sales (Note 15) | 27,443,433,483 | 27,476,168,638 | 25,774,490,130 |
| Operating expenses (Note 16) | 6,596,907,791 | 6,227,008,098 | 5,689,640,802 |
| Finance costs (Notes 12 and 21) | 17,576,617 | 22,805,794 | 36,065,857 |
| | 34,057,917,891 | 33,725,982,530 | 31,500,196,789 |
| INCOME BEFORE INCOME TAX | 1,395,723,839 | 1,120,463,683 | 1,081,450,454 |
| PROVISION FOR INCOME TAX (Note 20) | | | |
| Current | 451,008,374 | 336,516,418 | 317,518,048 |
| Deferred | (32,241,844) | (5,504,837) | 5,331,817 |
| | 418,766,530 | 331,011,581 | 322,849,865 |
| NET INCOME | 976,957,309 | 789,452,102 | 758,600,589 |
| OTHER COMPREHENSIVE INCOME (LOSS) | | | |
| <i>Not to be reclassified to profit or loss in subsequent periods</i> | | | |
| Remeasurement gains (losses) on defined benefit obligation (Note 18) | (10,669,847) | 92,703,552 | (15,711,516) |
| Income tax effect (Note 20) | 3,200,954 | (27,811,066) | 4,713,455 |
| | (7,468,893) | 64,892,486 | (10,998,061) |
| TOTAL COMPREHENSIVE INCOME | ₱969,488,416 | ₱854,344,588 | ₱747,602,528 |
| Basic/Diluted Earnings Per Share (Note 22) | ₱0.28 | ₱0.23 | ₱0.29 |

See accompanying Notes to Financial Statements.



METRO RETAIL STORES GROUP, INC.

STATEMENTS OF CHANGES IN EQUITY

| | Capital Stock (Note 13) | Additional Paid-in Capital (Note 13) | Retained Earnings (Note 13) | Remeasurement Gains (Losses) on Defined Benefit Obligation (Note 18) | Total |
|--------------------------------------|----------------------------|--|--------------------------------|--|-----------------------|
| Balances at January 1, 2017 | ₱3,429,375,000 | ₱2,455,542,149 | ₱1,210,371,451 | ₱49,956,150 | ₱7,145,244,750 |
| Net income for the year | - | - | 976,957,309 | - | 976,957,309 |
| Other comprehensive loss | - | - | - | (7,468,893) | (7,468,893) |
| Total comprehensive income | - | - | 976,957,309 | (7,468,893) | 969,488,416 |
| Declaration of dividends (Note 13) | - | - | (171,468,750) | - | (171,468,750) |
| Balances at December 31, 2017 | ₱3,429,375,000 | ₱2,455,542,149 | ₱2,015,860,010 | ₱42,487,257 | ₱7,943,264,416 |
| Balances at January 1, 2016 | ₱3,429,375,000 | ₱2,455,542,149 | ₱575,241,224 | (₱14,936,336) | ₱6,445,222,037 |
| Net income for the year | - | - | 789,452,102 | - | 789,452,102 |
| Other comprehensive income | - | - | - | 64,892,486 | 64,892,486 |
| Total comprehensive income | - | - | 789,452,102 | 64,892,486 | 854,344,588 |
| Declaration of dividends (Note 13) | - | - | (154,321,875) | - | (154,321,875) |
| Balances at December 31, 2016 | ₱3,429,375,000 | ₱2,455,542,149 | ₱1,210,371,451 | ₱49,956,150 | ₱7,145,244,750 |
| Balances at January 1, 2015 | ₱2,524,000,000 | ₱- | ₱466,640,635 | (₱3,938,275) | ₱2,986,702,360 |
| Net income for the year | - | - | 758,600,589 | - | 758,600,589 |
| Other comprehensive loss | - | - | - | (10,998,061) | (10,998,061) |
| Total comprehensive income | - | - | 758,600,589 | (10,998,061) | 747,602,528 |
| Declaration of dividends (Note 13) | - | - | (650,000,000) | - | (650,000,000) |
| Issuance of shares (Note 13) | 905,375,000 | 2,455,542,149 | - | - | 3,360,917,149 |
| Balances at December 31, 2015 | ₱3,429,375,000 | ₱2,455,542,149 | ₱575,241,224 | (₱14,936,336) | ₱6,445,222,037 |

See accompanying Notes to Financial Statements.



METRO RETAIL STORES GROUP, INC.**STATEMENTS OF CASH FLOWS**

| | Years Ended December 31 | | |
|---|-------------------------|-----------------|-----------------|
| | 2017 | 2016 | 2015 |
| CASH FLOWS FROM OPERATING ACTIVITIES | | | |
| Income before income tax | ₱1,395,723,839 | ₱1,120,463,683 | ₱1,081,450,454 |
| Adjustments for: | | | |
| Depreciation and amortization (Note 9) | 519,524,410 | 464,842,064 | 387,127,546 |
| Provision for impairment of assets (Notes 9 and 10) | 64,977,300 | – | – |
| Retirement benefits costs (Note 18) | 34,888,911 | 46,166,533 | 41,677,864 |
| Provisions (Note 16) | 23,467,777 | – | – |
| Finance costs (Notes 12 and 21) | 17,576,617 | 22,805,794 | 36,065,857 |
| Provision for impairment of receivables (Note 6) | 6,853,766 | – | 6,645,155 |
| Loss on retirement of property and equipment (Note 9) | 31,618 | 1,976,322 | 121,168 |
| Interest income (Notes 4 and 5) | (55,627,487) | (60,878,058) | (13,915,394) |
| Foreign currency exchange gains (Note 14) | (16,345,152) | (15,245,103) | (8,043,618) |
| Reversal of impairment of receivables | – | – | (1,444,547) |
| Operating income before working capital changes | 1,991,071,599 | 1,580,131,235 | 1,529,684,485 |
| Decrease (increase) in: | | | |
| Receivables | (119,949,109) | (5,219,517) | 32,178,696 |
| Merchandise inventories | 12,231,756 | (334,911,810) | (511,583,106) |
| Other current assets | 49,656,775 | 58,342,076 | 143,064,325 |
| Increase (decrease) in: | | | |
| Trade and other payables | (190,421,178) | 441,621,981 | 43,083,745 |
| Other noncurrent liabilities | 15,251,932 | 10,347,372 | 10,456,988 |
| Cash flows generated from operations | 1,757,841,775 | 1,750,311,337 | 1,246,885,133 |
| Interest received | 55,609,537 | 58,877,673 | 6,818,174 |
| Income tax paid | (463,314,481) | (326,887,245) | (196,497,085) |
| Interest paid | (14,270,100) | (22,476,312) | (36,470,647) |
| Net cash provided by operating activities | 1,335,866,731 | 1,459,825,453 | 1,020,735,575 |
| CASH FLOWS FROM INVESTING ACTIVITIES | | | |
| Increase in other noncurrent assets | (72,914,019) | (214,948,384) | (3,781,045) |
| Acquisition of property and equipment (Note 9) | (446,290,592) | (831,698,218) | (635,609,332) |
| Decrease (increase) in short-term investments | (230,204,271) | 1,700,000,000 | (2,225,000,000) |
| Net cash (used in) provided by investing activities | (749,408,882) | 653,353,398 | (2,864,390,377) |
| CASH FLOWS FROM FINANCING ACTIVITIES | | | |
| Payment of: | | | |
| Cash dividends (Note 13) | (171,468,750) | (154,321,875) | (650,000,000) |
| Finance lease liability (Note 21) | (31,133,701) | (68,187,311) | – |
| Loans payable | – | (950,000,000) | (1,600,000,000) |
| IPO transaction costs (Note 13) | – | – | (251,529,101) |
| Proceeds from: | | | |
| Issuance of shares (Note 13) | – | – | 3,612,446,250 |
| Loans payable | – | – | 1,450,000,000 |
| Net cash (used in) provided by financing activities | (202,602,451) | (1,172,509,186) | 2,560,917,149 |
| NET INCREASE IN CASH AND CASH EQUIVALENTS | 383,855,398 | 940,669,665 | 717,262,347 |
| EFFECT OF CHANGES IN FOREIGN EXCHANGE RATE | 16,345,152 | 15,245,103 | 8,043,618 |
| CASH AND CASH EQUIVALENTS AT BEGINNING OF YEAR | 3,306,952,158 | 2,351,037,390 | 1,625,731,425 |
| CASH AND CASH EQUIVALENTS AT END OF YEAR | ₱3,707,152,708 | ₱3,306,952,158 | ₱2,351,037,390 |

See accompanying Notes to Financial Statements.



METRO RETAIL STORES GROUP, INC.

NOTES TO FINANCIAL STATEMENTS

1. Corporate Information and Approval of the Financial Statements

Corporate Information

Metro Retail Stores Group, Inc. (MRSGI; the Company) was incorporated and registered with the Philippine Securities and Exchange Commission (the SEC) on August 28, 2003 in the Republic of the Philippines with a corporate life of 50 years. The Company is 72.96%-owned by Vicsal Development Corporation (VDC), 0.72%-owned by Value Shop Stores, Inc., and the rest by the public. Its primary purpose is to buy, sell and trade, goods, wares and merchandise of every kind and description and in general to carry on the businesses of a supermarket, hypermarket and department store operator. The Company began commercial operations on November 19, 2004.

The Company's common stock was listed with the Philippine Stock Exchange (PSE) on November 24, 2015 (see Note 13).

The Company's principal place of business is located at Vicsal Building, corner of C.D. Seno and W.O. Seno Streets, Guizo North Reclamation Area, Mandaue City, Cebu.

Approval of the Financial Statements

The financial statements of the Company as of December 31, 2017 and 2016 and for each of the three years in the period ended December 31, 2017 were endorsed for approval by the Audit Risk Committee on March 9, 2018 and were approved and authorized for issue by the Board of Directors (BOD) on March 16, 2018.

2. Basis of Preparation, Statement of Compliance and Summary of Significant Accounting Policies

Basis of Preparation

The financial statements of the Company have been prepared on a historical cost basis and are presented in Philippine Peso (₱), which is the Company's functional currency. Amounts are rounded off to the nearest Philippine Peso, except where otherwise indicated.

Statement of Compliance

The accompanying financial statements have been prepared in accordance with Philippine Financial Reporting Standards (PFRS).

Adoption of New and Amended Accounting Standards and Interpretations

The accounting policies adopted in the preparation of the Company's financial statements are consistent with those of the previous financial year except for the adoption of the following new and amended PFRS which became effective January 1, 2017. Adoption of these pronouncements did not have any significant impact on the Company's financial position or performance.

- Amendments to PFRS 12, *Disclosure of Interests in Other Entities*, Clarification of the Scope of the Standard (Part of *Annual Improvements to PFRSs 2014–2016 Cycle*)
- Amendments to Philippine Accounting Standard (PAS) 7, *Statement of Cash Flows*, Disclosure Initiative



- Amendments to PAS 12, *Income Taxes*, Recognition of Deferred Tax Assets for Unrealized Losses

Standards and interpretation issued but not yet effective

Pronouncements issued but not yet effective are listed below. Unless otherwise indicated, the Company does not expect that the future adoption of the said pronouncements to have a significant impact on its financial statements. The Company intends to adopt the following pronouncements when they become effective.

Effective beginning on or after January 1, 2018

- Amendments to PFRS 2, *Share-based Payment, Classification and Measurement of Share-based Payment Transactions*

The amendments to PFRS 2 address three main areas: the effects of vesting conditions on the measurement of a cash-settled share-based payment transaction; the classification of a share-based payment transaction with net settlement features for withholding tax obligations; and the accounting where a modification to the terms and conditions of a share-based payment transaction changes its classification from cash settled to equity settled.

On adoption, entities are required to apply the amendments without restating prior periods, but retrospective application is permitted if elected for all three amendments and if other criteria are met. Early application of the amendments is permitted.

These amendments are not expected to have any impact to the Company.

- Amendments to PFRS 4, *Insurance Contracts*, Applying PFRS 9, *Financial Instruments*, with PFRS 4

The amendments address concerns arising from implementing PFRS 9, the new financial instruments standard before implementing the forthcoming insurance contracts standard. They allow entities to choose between the overlay approach and the deferral approach to deal with the transitional challenges. The overlay approach gives all entities that issue insurance contracts the option to recognize in other comprehensive income, rather than profit or loss, the volatility that could arise when PFRS 9 is applied before the new insurance contracts standard is issued. On the other hand, the deferral approach gives entities whose activities are predominantly connected with insurance an optional temporary exemption from applying PFRS 9 until the earlier of application of the forthcoming insurance contracts standard or January 1, 2021. The overlay approach and the deferral approach will only be available to an entity if it has not previously applied PFRS 9.

The amendments are not applicable to the Company since it does not have activities that are connected with insurance or issue insurance contracts.



- PFRS 15, *Revenue from Contracts with Customers*

PFRS 15 establishes a new five-step model that will apply to revenue arising from contracts with customers. Under PFRS 15, revenue is recognized at an amount that reflects the consideration to which an entity expects to be entitled in exchange for transferring goods or services to a customer. The principles in PFRS 15 provide a more structured approach to measuring and recognizing revenue.

The new revenue standard is applicable to all entities and will supersede all current revenue recognition requirements under PFRSs.

Either a full or modified retrospective application is required for annual periods beginning on or after January 1, 2018. Early adoption is permitted. The Company plans to adopt the new standard on the mandatory effective date and is currently assessing the potential impact of adopting PFRS 15 in 2018.

- PFRS 9, *Financial Instruments*

PFRS 9 reflects all phases of the financial instruments project and replaces PAS 39, *Financial Instruments: Recognition and Measurement*, and all previous versions of PFRS 9. The standard introduces new requirements for classification and measurement, impairment, and hedge accounting. PFRS 9 is effective for annual periods beginning on or after January 1, 2018, with early application permitted. Retrospective application is required, but providing comparative information is not compulsory. For hedge accounting, the requirements are generally applied prospectively, with some limited exceptions.

The adoption of PFRS 9 will have an effect on the classification and measurement of the Company's financial assets and impairment methodology for financial assets, but will have no impact on the classification and measurement of the Company's financial liabilities. The adoption will also have an effect on the Company's application of hedge accounting and on the amount of its credit losses.

The Company plans to adopt the new standard on the mandatory effective date and is currently assessing the potential impact of adopting PFRS 9 in 2018.

- Amendments to PAS 28, *Measuring an Associate or Joint Venture at Fair Value (Part of Annual Improvements to PFRSs 2014 - 2016 Cycle)*

The amendments clarify that an entity that is a venture capital organization, or other qualifying entity, may elect, at initial recognition on an investment-by-investment basis, to measure its investments in associates and joint ventures at fair value through profit or loss. They also clarify that if an entity that is not itself an investment entity has an interest in an associate or joint venture that is an investment entity, the entity may, when applying the equity method, elect to retain the fair value measurement applied by that investment entity associate or joint venture to the investment entity associate's or joint venture's interests in subsidiaries. This election is made separately for each investment entity associate or joint venture, at the later of the date on which (a) the investment entity associate or joint venture is initially recognized; (b) the associate or joint venture becomes an investment entity; and (c) the investment entity associate



or joint venture first becomes a parent. The amendments should be applied retrospectively, with earlier application permitted.

These amendments are not expected to have any impact to the Company.

- *Amendments to PAS 40, Investment Property, Transfers of Investment Property*
The amendments clarify when an entity should transfer property, including property under construction or development into, or out of investment property. The amendments state that a change in use occurs when the property meets, or ceases to meet, the definition of investment property and there is evidence of the change in use. A mere change in management's intentions for the use of a property does not provide evidence of a change in use. The amendments should be applied prospectively to changes in use that occur on or after the beginning of the annual reporting period in which the entity first applies the amendments. Retrospective application is only permitted if this is possible without the use of hindsight.

The Company does not expect the amendments to have material impact on its financial statements.

- *Philippine Interpretation IFRIC-22, Foreign Currency Transactions and Advance Consideration*
The interpretation clarifies that in determining the spot exchange rate to use on initial recognition of the related asset, expense or income (or part of it) on the derecognition of a non-monetary asset or non-monetary liability relating to advance consideration, the date of the transaction is the date on which an entity initially recognizes the nonmonetary asset or non-monetary liability arising from the advance consideration. If there are multiple payments or receipts in advance, then the entity must determine a date of the transactions for each payment or receipt of advance consideration. The interpretation may be applied on a fully retrospective basis. Entities may apply the interpretation prospectively to all assets, expenses and income in its scope that are initially recognized on or after the beginning of the reporting period in which the entity first applies the interpretation or the beginning of a prior reporting period presented as comparative information in the financial statements of the reporting period in which the entity first applies the interpretation.

The Company does not expect the amendments to have material impact on its financial statements.

Effective beginning on or after January 1, 2019

- *PFRS 16, Leases*

Under the new standard, lessees will no longer classify their leases as either operating or finance leases in accordance with PAS 17, *Leases*. Rather, lessees will apply the single-asset model. Under this model, lessees will recognize the assets and related liabilities for most leases on their balance sheets, and subsequently, will depreciate the lease assets and recognize interest on the lease liabilities in their profit or loss. Leases with a term of 12 months or less or for which the underlying asset is of low value are exempted from these requirements.



The accounting by lessors is substantially unchanged as the new standard carries forward the principles of lessor accounting under PAS 17. Lessors, however, will be required to disclose more information in their financial statements, particularly on the risk exposure to residual value.

Entities may early adopt PFRS 16 but only if they have also adopted PFRS 15. When adopting PFRS 16, an entity is permitted to use either a full retrospective or a modified retrospective approach, with options to use certain transition reliefs.

The Company is currently assessing the impact of adopting PFRS 16.

- *Amendments to PAS 28, Long-term Interests in Associates and Joint Ventures*

The amendments to PAS 28 clarify that entities should account for long-term interests in an associate or joint venture to which the equity method is not applied using PFRS 9. An entity shall apply these amendments for annual reporting periods beginning on or after January 1, 2019. Earlier application is permitted.

These amendments are not expected to have any impact in the Company's financial statements.

- *Philippine Interpretation IFRIC-23, Uncertainty over Income Tax Treatments*

The interpretation addresses the accounting for income taxes when tax treatments involve uncertainty that affects the application of PAS 12 and does not apply to taxes or levies outside the scope of PAS 12, nor does it specifically include requirements relating to interest and penalties associated with uncertain tax treatments.

The interpretation specifically addresses the following:

- Whether an entity considers uncertain tax treatments separately;
- The assumptions an entity makes about the examination of tax treatments by taxation authorities;
- How an entity determines taxable profit (tax loss), tax bases, unused tax losses, unused tax credits and tax rates; and,
- How an entity considers changes in facts and circumstances.

An entity must determine whether to consider each uncertain tax treatment separately or together with one or more other uncertain tax treatments. The approach that better predicts the resolution of the uncertainty should be followed.

The Company is currently assessing the impact of adopting this interpretation.

Deferred effectivity

- *Amendments to PFRS 10 and PAS 28, Sale or Contribution of Assets between an Investor and its Associate or Joint Venture*

The amendments address the conflict between PFRS 10 and PAS 28 in dealing with the loss of control of a subsidiary that is sold or contributed to an associate or joint venture. The amendments clarify that a full gain or loss is recognized when a transfer to an associate or joint



venture involves a business as defined in PFRS 3, *Business Combinations*. Any gain or loss resulting from the sale or contribution of assets that does not constitute a business, however, is recognized only to the extent of unrelated investors' interests in the associate or joint venture.

On January 13, 2016, the Financial Reporting Standards Council postponed the original effective date of January 1, 2016 of the said amendments until the International Accounting Standards Board has completed its broader review of the research project on equity accounting that may result in the simplification of accounting for such transactions and of other aspects of accounting for associates and joint ventures.

These amendments are not expected to have any impact to the Company.

Summary of Significant Accounting Policies

The following accounting policies were applied in the preparation of the Company's financial statements:

Current and Noncurrent Classification

The Company presents assets and liabilities in the statement of financial position based on current / noncurrent classification. An asset is current when it is:

- Expected to be realized or intended to be sold or consumed in the normal operating cycle;
- Held primarily for the purpose trading;
- Expected to be realized within twelve months after the reporting period; or
- Cash and cash equivalents unless restricted from being exchanged or used to settle a liability for at least twelve months after the reporting period.

All other assets are classified as noncurrent.

A liability is current when:

- It is expected to be settled in normal operating cycle;
- It is held primarily for the purpose trading;
- It is due to be settled within twelve months after the reporting period; or
- There is no unconditional right to defer the settlement of the liability for at least twelve months after the reporting period.

The Company classifies all other liabilities as noncurrent.

Deferred tax assets and liabilities are classified as noncurrent assets and liabilities.

Cash and Cash Equivalents

Cash pertains to cash on hand and in banks. Cash in banks represents cash funds that are deposited in various bank accounts of the Company. Cash equivalents are short-term, highly liquid investments that are readily convertible to known amount of cash with original maturities of three (3) months or less from the date of acquisition and that are subject to an insignificant risk of changes in value.



Short-term Investments

Short-term investments are short-term, highly liquid investment with maturities of more than three (3) months but less than one year and are intended for short term cash requirement of the Company.

Financial Instruments

Date of Recognition

The Company recognizes a financial asset or a financial liability in the statement of financial position when it becomes a party to the contractual provisions of the instrument. Purchases or sales of financial assets that require delivery of assets within the time frame established by regulation or convention in the marketplace are recognized on the settlement date.

Initial Recognition and Classification of Financial Instruments

Financial assets and liabilities are recognized initially at fair value. The initial measurement of financial instruments includes transaction costs.

On initial recognition, the Company classifies its financial assets in the following categories: financial assets at FVPL, loans and receivables, held-to-maturity (HTM) investments and available-for-sale (AFS) financial assets, as appropriate. Financial liabilities, on the other hand, are classified as financial liability at FVPL and other financial liabilities, as appropriate. The classification depends on the purpose for which the investments are acquired and whether they are quoted in an active market. Management determines the classification of its financial assets and financial liabilities at initial recognition and, where allowed and appropriate, re-evaluates such designation at each reporting date.

Financial instruments are classified as liabilities or equity in accordance with the substance of the contractual arrangement. Interest, dividends, gains and losses relating to a financial instrument or a component that is a financial liability are reported as expense or income. Distributions to holders of financial instruments classified as equity are charged directly to equity net of any related income tax benefits.

As of December 31, 2017 and 2016, the Company's financial assets and financial liabilities are in the form of loans and receivables and other financial liabilities.

Loans and receivables

Loans and receivables are nonderivative financial assets with fixed or determinable payments that are not quoted in an active market. They are not entered into with the intention of immediate or short-term resale and are not designated as AFS financial assets or financial assets at FVPL. After initial measurement, the loans and receivables are subsequently measured at amortized cost using the effective interest method, less allowance for impairment. Amortized cost is calculated by taking into account any discount or premium on acquisition and fees that are an integral part of the effective interest rate (EIR). The amortization is included in "Interest income" account in the statements of comprehensive income. The losses arising from impairment of such loans and receivables are recognized under "Operating expenses" account in the statements of comprehensive income.

Loans and receivables are included in current assets if maturity is within twelve months from the reporting date. Otherwise, these are classified as noncurrent assets.



As of December 31, 2017 and 2016, the Company's loans and other receivables consist of "Cash and cash equivalents", "Short-term investments" and "Receivables" (excluding "Advances to employees and officers") in the statement of financial position.

Other financial liabilities

Other financial liabilities are financial liabilities not designated as at FVPL where the substance of the contractual arrangement results in the Company having an obligation either to deliver cash or another financial asset to the holder, or to satisfy the obligation other than by the exchange of a fixed amount of cash or other financial asset for a fixed number of own equity shares. The components of issued financial instrument that contain both liability and equity element are accounted for separately, with the equity component being assigned the residual amount after deducting from the instrument as a whole the amount separately determined as fair value of the liability component on the date of issue. After initial measurement, other financial liabilities are subsequently measured at amortized cost using the effective interest method. Amortized cost is calculated by taking into account any discount or premium on the issue and fees that are an integral part of the EIR. The amortization is included in the "Finance cost" account in the statements of comprehensive income.

As of December 31, 2017 and 2016, other financial liabilities consist of "Trade and other payables" (excluding "Deferred revenue" and statutory payables) and "Finance lease liability".

Other noncurrent liabilities

Other noncurrent liabilities includes credit cash bonds and tenants' deposits. Other noncurrent liabilities are measured initially at fair value. After initial recognition, other noncurrent liabilities are subsequently measured at amortized cost using the effective interest method.

Fair Value Measurement

Fair value is the price that would be received to sell an asset or paid to transfer a liability in an orderly transaction between market participants at the measurement date. The fair value measurement is based on the presumption that the transaction to sell the asset or transfer the liability takes place either:

- In the principal market for the asset or liability, or
- In the absence of a principal market, in the most advantageous market for the asset or liability

The principal or the most advantageous market must be accessible to the Company.

The fair value of an asset or a liability is measured using the assumptions that market participants would use when pricing the asset or liability, assuming that market participants act in their economic best interest.

For the purpose of fair value disclosures, the Company has determined classes of assets and liabilities on the basis of the nature, characteristics and risks of the asset or liability and the level of the fair value hierarchy as disclosed in Note 24.

Impairment of Financial Assets

The Company assesses at each reporting date whether there is objective evidence that a financial asset or group of financial assets is impaired. A financial asset or a group of financial assets is deemed to be impaired if, and only if, there is objective evidence of impairment as a result of one or



more events that occurred after the initial recognition of the asset (an incurred “loss event”) and that loss event (or events) has an impact on the estimated future cash flows of the financial asset or the group of financial assets that can be reliably estimated.

Evidence of impairment may include indications that the contracted parties or a group of contracted parties is experiencing significant financial difficulty, default or delinquency in interest or principal payments, the probability that they will enter bankruptcy or other financial reorganization, and where observable data indicate that there is measurable decrease in the estimated future cash flows such as changes in arrears or economic conditions that correlate with defaults.

Loans and Receivables

The Company first assesses whether objective evidence of impairment exists individually for financial assets that are individually significant, and individually or collectively for financial assets that are not individually significant.

If there is objective evidence that an impairment loss on loans and receivables carried at amortized cost has been incurred, the amount of the loss is measured as the difference between the asset’s carrying amount and the present value of estimated future cash flows (excluding future credit losses that have not been incurred) discounted at the financial asset’s original effective interest rate (i.e., the effective interest rate computed at initial recognition). The carrying amount of the asset shall be reduced either directly or through use of an allowance account. The amount of the loss shall be recognized in profit or loss.

If it is determined that no objective evidence of impairment exists for an individually assessed financial asset, whether significant or not, the asset is included in a group of financial assets with similar credit risk characteristics and that group of financial assets is collectively assessed for impairment. Assets that are individually assessed for impairment and for which an impairment loss is or continues to be recognized are not included in a collective assessment of impairment.

If, in a subsequent period, the amount of the impairment loss decreases and the decrease can be related objectively to an event occurring after the impairment was recognized, the previously recognized impairment loss is reversed. Any subsequent reversal of an impairment loss is recognized in profit or loss, to the extent that the carrying value of the asset does not exceed its amortized cost at the reversal date.

For the purpose of a collective evaluation of impairment, financial assets are grouped on the basis of such credit risk characteristics as customer type, credit history, past-due status and term

Future cash flows in a group of financial assets that are collectively evaluated for impairment are estimated on the basis of historical loss experience for assets with credit risk characteristics similar to those in the group. Historical loss experience is adjusted on the basis of current observable data to reflect the effects of current conditions that did not affect the period on which the historical loss experience is based and to remove the effects of conditions in the historical period that do not exist currently.

The methodology and assumptions used for estimating future cash flows are reviewed regularly by the Company to reduce any differences between loss estimates and actual loss experience.



Derecognition of Financial Instruments

Financial Assets

A financial asset (or, where applicable, a part of a financial asset or part of a group of similar financial assets) is derecognized when:

- the rights to receive cash flows from the asset has expired;
- the Company retains the right to receive cash flows from the asset, but has assumed an obligation to pay them in full without material delay to a third party under a “pass-through” arrangement; or
- the Company has transferred its rights to receive cash flows from the asset and either (a) has transferred substantially all the risks and rewards of the asset, or (b) has neither transferred nor retained substantially all the risks and rewards of the asset, but has transferred control of the asset.

Where the Company has transferred its rights to receive cash flows from an asset and has neither transferred nor retained substantially all the risks and rewards of the asset nor transferred control of the asset, the asset is recognized to the extent of the Company’s continuing involvement in the asset. Continuing involvement that takes the form of a guarantee over the transferred asset is measured at the lower of the original carrying amount of the asset and the maximum amount of consideration that the Company could be required to repay.

Financial Liabilities

A financial liability is derecognized when the obligation under the liability is discharged, cancelled or has expired. When an existing financial liability is replaced by another from the same lender on substantially different terms, or the terms of an existing liability are substantially modified, such an exchange or modification is treated as a derecognition of the original liability and the recognition of a new liability, and the difference in the respective carrying amount is recognized in profit or loss.

Offsetting of Financial Assets and Financial Liabilities

Financial assets and financial liabilities are offset and the net amount reported in the statement of financial position if, and only if, there is a currently enforceable legal right to offset the recognized amounts and there is an intention to settle on a net basis, or to realize the asset and settle the liability simultaneously. The Company assesses that it has a currently enforceable right of offset if the right is not contingent on a future event, and is legally enforceable in the normal course of business, event of default, and event of insolvency or bankruptcy of the Company and all of the counterparties.

Merchandise Inventories

Merchandise inventories are stated at the lower of cost and net realizable value (NRV). Cost which includes all cost directly attributable to acquisition such as purchase price and transport cost is determined using the weighted average cost (WAC) method. NRV is the estimated selling price in the ordinary course of business, less estimated costs necessary to make the sale. The Company provides for estimated inventory losses based on the Company’s experience. The provision is adjusted periodically to reflect the actual physical inventory count results.

Other Assets

Advances to Suppliers

Advances to suppliers are down payments to the Company’s suppliers for the acquisition of supplies, merchandise inventories, property and equipment and other services. These are



recognized based on the amount paid at the transaction date and are applied when the goods are received or services are rendered.

Prepayments

Prepayments include advance payments for insurance and rentals which are amortized or consumed within the entity's normal operating cycle.

Supplies

Supplies pertain to office and store supplies purchased by the Company for general and administrative purposes. These are recorded at cost and taken to profit and loss upon issuance.

Value-Added Tax (VAT)

Revenues, expenses, and assets are recognized net of the amount of VAT, if applicable.

When VAT from sales of goods and/or services (output VAT) exceeds VAT passed on from purchases of goods or services (input VAT), the excess is recognized as payable in the statement of financial position. When VAT passed on from purchases of goods or services (input VAT) exceeds VAT from sales of goods and/or services (output VAT), the excess is recognized as an asset in the statement of financial position to the extent of the recoverable amount.

Deposits

Deposits are payments to lessors and utility companies for rental and meter deposits which will be offset against the Company's outstanding balance at the end of the contract term. These are recognized at the actual payments at transaction date.

Deferred Input VAT

Deferred input VAT represents input VAT on purchase of capital goods exceeding one million pesos. The related input VAT is recognized over five years or the useful life of the capital goods, whichever is shorter.

Property and Equipment

Items of property and equipment are carried at cost less accumulated depreciation, amortization and any impairment in value.

The initial cost of property and equipment comprises its purchase price, including import duties, taxes and any directly attributable costs of bringing the property and equipment to its working condition and location for its intended use. Expenditures incurred after the property and equipment have been placed into operation, such as repairs and maintenance costs, are normally recognized in profit or loss in the period in which they are incurred. In situations where it can be clearly demonstrated that the expenditures would result in an increase in future economic benefits expected to be obtained from the use of an item of property and equipment beyond its originally assessed standard of performance, the expenditures are capitalized as additional cost of such property and equipment.

Construction-in-progress are carried at cost and transferred to the related property and equipment account when the construction and related activities to prepare the property for its intended use are complete, and the property is ready for occupation.



When assets are sold or retired, the cost and related accumulated depreciation or amortization and accumulated impairment in value are removed from the accounts and any resulting gain or loss is reflected in profit or loss.

Depreciation and amortization is calculated on a straight-line method over the estimated useful lives (EUL) of the property and equipment, except for leasehold improvements, which are amortized over the term of the lease or the EUL of the improvements, whichever is shorter.

| | Years |
|----------------------------|--|
| Machinery and equipment | 10 to 15 |
| Store and office equipment | 3 to 10 |
| Computer equipment | 3 to 5 |
| Transportation equipment | 3 to 10 |
| Leasehold improvements | 3 to 25 or the lease term, whichever is shorter |

Depreciation and amortization of an item of property and equipment begins when it becomes available for use, i.e., when it is in the location and condition necessary for it to be capable of operating in the manner intended by management.

An item of property and equipment is derecognized upon disposal or when no future economic benefits are expected from its use or disposal. Any gain or loss arising on derecognition of the asset (calculated as the difference between the net disposal proceeds and the carrying amount of the asset) is included in profit or loss in the year the asset is derecognized.

The assets' useful lives and methods of depreciation and amortization are reviewed and adjusted, if appropriate, at each reporting date.

Fully depreciated property and equipment are retained in the accounts while still in use although no further depreciation is credited or charged.

Impairment of Nonfinancial Assets

The Company assesses at each reporting date whether there is an indication that nonfinancial assets may be impaired. If any such indication exists, or when annual impairment testing for an asset is required, the Company makes an estimate of the asset's recoverable amount. An asset's recoverable amount is the higher of an asset's or cash-generating unit's fair value less costs to sell and its value-in-use and is determined for an individual asset, unless the asset does not generate cash inflows that are largely independent of those from other assets or groups of assets.

Where the carrying amount of an asset exceeds its recoverable amount, the asset is considered impaired and is written down to its recoverable amount. In assessing value-in-use, the estimated future cash flows are discounted to their present value using a pre-tax discount rate that reflects current market assessments of the time value of money and the risks specific to the asset. Impairment losses of continuing operations are recognized in profit or loss in those expense categories consistent with the function of the impaired asset.

An assessment is made at each reporting date as to whether there is any indication that previously recognized impairment losses may no longer exist or may have decreased. If such indication exists, the recoverable amount is estimated. A previously recognized impairment loss is reversed only if



there has been a change in the estimates used to determine the asset's recoverable amount since the last impairment loss was recognized. If that is the case the carrying amount of the asset is increased to its recoverable amount. That increased amount cannot exceed the carrying amount that would have been determined, net of depreciation, had no impairment loss been recognized for the asset in prior years. Such reversal is recognized in profit or loss, unless the asset is carried at a revalued amount, in which case the reversal is treated as a revaluation increase. After such a reversal, the depreciation charge is adjusted in future periods to allocate the asset's revised carrying amount less any residual value on a systematic basis over its remaining useful life.

Retirement Benefit Obligation

The Company has an unfunded, non-contributory defined benefit retirement plan covering substantially all of its employees. The Company's pension liability is the aggregate of the present value of the defined benefit obligation at the end of the reporting period.

The cost of providing benefits under the defined benefit plans is actuarially determined using the projected unit credit method.

Pension cost comprise the following:

- service cost;
- interest on the pension liability; and
- remeasurements of pension liability.

Service costs which include current service costs, past service cost and gains and losses on non-routine settlements are recognized in expense in profit or loss. Past service costs are recognized when plan amendment or curtailment occurs. These amounts are calculated annually by independent qualified actuaries.

Interest on the Company's pension liability is the change during the period in the pension liability that arises from the passage of time which is determined by applying the discount rate based on government bonds to the pension liability. Interest on the Company's pension liability is recognized as expense in profit or loss.

Remeasurements comprising actuarial gains and losses are recognized immediately in other comprehensive income in the period in which they arise. Remeasurements are not reclassified to profit or loss in subsequent periods.

Equity

Capital Stock and Additional paid-in capital

The Company has issued capital stock that is classified as equity. Incremental costs directly attributable to the issuance of new capital stock are shown in equity as a deduction from the proceeds.

Amount of contribution in excess of par value is accounted for as an additional paid-in capital.

Retained Earnings

The amount included in retained earnings includes profit (loss) less dividends. Dividends are recognized as a liability and deducted from equity when they are approved by the Company's BOD.



Interim dividends, if any, are deducted from equity when they are paid. Dividends for the year that are approved after the reporting date are dealt with as an event after the reporting date.

Retained earnings may also include effect of changes in accounting policy as may be required by the standard's transitional provisions. Retained earnings may be appropriated for any investments and funding of certain reserve accounts to be established pursuant to the requirements of the lenders in accordance with the agreement. When appropriation is no longer needed, it is reversed.

Revenue Recognition

Revenue is recognized to the extent that it is probable that the economic benefits will flow to the Company and revenue can be reliably measured. Revenue is measured at the fair value of the consideration received or receivable, excluding discounts, rebates, and sales taxes or duty, as applicable. The Company assesses its revenue arrangements against specific criteria in order to determine if it is acting as principal or agent. The Company has concluded that it is acting as principal in all of its revenue arrangements.

Net Sales

Sales are recognized when the significant risks and rewards of ownership of the goods have passed to the buyer. Net sales are measured at the fair value of the consideration received, net of discounts and returns.

Rental

Rental income is recognized in profit or loss on a straight-line basis over the lease term or based on the terms of the lease as applicable.

Interest Income

Interest income pertains to income recognized as the interest accrues using the effective interest method.

Other Income

Other operating income pertains to scrap sales from items such as non-reusable cartons, sacks, containers and other items from the Company's stores, and other miscellaneous income. Other income is recognized to the extent that the economic benefits will flow to the Company and the amount of the revenue can be measured reliably.

Expenses

Expenses are decreases in economic benefits during the accounting period in the form of outflows or decreases of assets or incurrence of liabilities that result in decreases in equity, other than those relating to distributions to equity participants. Expenses are generally recognized when the service is used or the expenses incurred.

Cost of Sales

Cost of sales consists of inventory costs related to goods which the Company has sold. Inventory costs include all costs of purchase, costs of conversion and other costs incurred, net of all related discounts, in bringing the inventories to their present location and condition.



Operating Expenses

Operating expenses constitute costs of administering the business and selling and marketing expenses associated with the development and execution of marketing promotion activities. These are recognized as expenses when it is probable that a decrease in future economic benefit related to a decrease in an asset or an increase in a liability has occurred and the decrease in economic benefits can be measured reliably.

Leases

Operating Leases

Leases where the lessor retains substantially all the risks and rewards of ownership are classified as operating leases. Operating lease payments are recognized as an expense in the Company's profit or loss on a straight-line basis over the lease term. When an operating lease is terminated before the lease period has expired, any payment required to be made to the lessor by way of penalty is recognized.

Operating Leases - Company as Lessor

Leases where the Company does not transfer substantially all the risks and benefits of ownership of the assets are classified as operating leases. Lease payments received are recognized as income in the statement of comprehensive income on a straight-line basis over the lease term. Initial direct costs incurred in negotiating operating leases are added to the carrying amount of the leased asset and recognized over the lease term on the same basis as the rental income. Contingent rents are recognized as revenue in the period in which they are earned.

Income Taxes

Current Income Tax

Current income tax assets and current income tax liabilities for the current and prior periods are measured at the amount expected to be recovered from or paid to the taxation authorities. The tax rates and tax laws used to compute the amount are those that have been enacted or substantively enacted as of the reporting date.

Deferred Tax

Deferred tax is provided, using the liability method, on all temporary differences at the reporting date between the tax bases of assets and liabilities and their carrying amount for financial reporting purpose. Deferred tax assets are recognized for all deductible temporary differences, carryforward benefits of the excess of minimum corporate income tax (MCIT) over the regular corporate income tax (RCIT) and unused tax losses from net operating loss carryover (NOLCO), to the extent that it is probable that sufficient future taxable profits will be available against which the deductible temporary differences and the carryforward benefits of excess MCIT and NOLCO can be utilized.

The carrying amount of deferred tax assets are reviewed at each reporting date and reduced to the extent that it is no longer probable that sufficient future taxable profits will be available to allow all or part of the deferred tax assets to be utilized before their reversal or expiration. Unrecognized deferred tax assets are reassessed at each reporting date and are recognized to the extent that it has become probable that sufficient future taxable profits will allow the deferred tax assets to be recovered.

Deferred tax assets and deferred tax liabilities are measured at the tax rates that are expected to apply in the period when the asset is realized or the liability is settled, based on tax rates and tax laws that have been enacted or substantively enacted at the reporting date.



Deferred tax assets and deferred tax liabilities are offset if a legally enforceable right exists to offset current tax assets against current tax liabilities and the deferred taxes relate to the same taxable entity and the same taxation authority.

Deferred Revenue

Deferred revenue includes the Company's customer loyalty program, which is used to allow their customers to accumulate points when they purchase the Company's products. The points can then be redeemed or used to pay for the purchase of the Company's merchandise inventories, subject to a minimum number of points being obtained. The consideration received is allocated between the products sold and points issued, with the consideration allocated to the points equal to their fair value. Fair value of the points is the amount for which the award credits could be sold separately. The fair value of the points issued is deferred, presented as deferred revenue under trade and other payables in the statement of financial position and recognized as revenue when the points are redeemed. Deferred revenue also includes redeemable credit, gift checks and commission arising from concession agreements. These are deferred and recognized as revenue when the goods are delivered or services are rendered.

Segment Reporting

The Company's store operations is its only income generating activity and such is the measure used by the chief operating decision maker (CODM) in allocating resources. Information on reporting segment is represented in Note 23 to the financial statements.

Earnings Per Share (EPS)

Basic EPS is computed by dividing net income of the Company by the weighted average number of common shares issued and outstanding during the year.

Diluted EPS amounts are calculated by dividing the net income attributable to the Company (after deducting interest on the convertible preferred shares, if any) by the weighted average number of ordinary shares outstanding during the year plus the weighted average number of ordinary shares that would be issued on the conversion of all the dilutive potential ordinary shares into ordinary shares.

The weighted average number of common shares used in the calculation of the basic/diluted EPS is determined on the basis of the weighted average number of shares of the Company during the year.

Foreign Currency Transactions

Transactions in foreign currencies are recorded using the exchange rate at the date of the transaction. Monetary assets and liabilities denominated in foreign currencies are translated to the functional currency using the closing rate of exchange prevailing at the reporting date. Foreign exchange differences between rate at transaction date and rate at settlement date or reporting date are credited to or charged against current operations. Nonmonetary items that are denominated in foreign currency are translated using the exchange rates as at the dates of the initial transactions.



Provisions

Provisions, if any, are recognized when the Company has a present obligation (legal or constructive) as a result of a past event, it is probable that an outflow of resources embodying economic benefits will be required to settle the obligation and a reliable estimate can be made of the amount of the obligation. If the effect of the time value of money is material, provisions are determined by discounting the expected future cash flows at a pre-tax rate that reflects current market assessments of the time value of money and, where appropriate, the risks specific to the liability. Where discounting is used, the increase in the provision due to the passage of time is recognized as an interest expense. Where the Company expects a provision to be reimbursed, reimbursement is recognized as a separate asset but only when the receipt of the reimbursement is virtually certain. The expense relating to any provision is presented in profit or loss, net of any reimbursement.

Contingencies

Contingent liabilities are not recognized in the financial statements but are disclosed unless the possibility of an outflow of resources embodying economic benefits is remote. Contingent assets are not recognized in the financial statements but disclosed in the notes to financial statements when an inflow of economic benefits is probable. Contingent assets are assessed continually to ensure that developments are appropriately reflected in the financial statements. If it has become virtually certain that an inflow of economic benefits will arise, the asset and the related income are recognized in the financial statements.

Events after the Reporting Date

Events after the reporting date that provide additional information about the Company's position at the reporting date (adjusting events) are reflected in the financial statements. Events after the reporting date that are not adjusting events are disclosed when material.

3. Significant Accounting Judgments, Estimates and Assumptions

The preparation of the financial statements in accordance with PFRS requires the Company to exercise judgment, make accounting estimates and use assumptions that affect the reported amounts of assets, liabilities, income and expenses and disclosure of contingent assets and contingent liabilities. Future events may occur which will cause the assumptions used in arriving at the accounting estimates to change.

The effects of any change in accounting estimates are reflected in the Company's financial statements as they become reasonably determinable. Accounting assumptions, estimates and judgments are continually evaluated and are based on historical experience and other factors, including expectations of future events that are believed to be reasonable under the circumstances.

Judgments

In the process of applying the Company's accounting policies, management has made the following judgments, apart from those involving estimations, which has the most significant effects on the amounts recognized in the financial statements:

Finance Lease - Company as a Lessee

The Company has entered into lease agreements as lessee. These agreements are accounted for as finance leases since the Company assumed substantially all the risks and rewards incidental to



ownership of the properties which are leased out under finance lease agreements due to the following:

- The Company has the option to purchase the asset at a price that is expected to be sufficiently lower than the fair value at the date the option becomes exercisable for it to be reasonably certain, at the inception of the lease, that the option will be exercised; and
- The lease term is for the major part of the economic life of the asset even if title is not transferred.

Finance lease liabilities pertaining to leased computer equipment amounted to ₱79.27 million and ₱110.40 million as of December 31, 2017 and 2016, respectively (see Notes 9 and 21).

Contingencies

The Company in the ordinary course of business is a party to various legal proceedings and is subject to certain claims and exposures. The assessment of the probability of the outcome of these claims and exposures has been developed in consultation with the Company's counsels and is based upon an analysis of potential results. The Company's management and counsels believe that the eventual liabilities under these lawsuits, claims or exposures, if any, will not have a material effect on its financial statements.

Accordingly, no provision for probable losses was recognized by the Company in 2017 and 2016.

Estimates and Assumptions

The key assumptions concerning the future and other key sources of estimation uncertainties at the reporting date that have a significant risk of causing a material adjustment to the carrying amounts of assets and liabilities within the next financial year are as follows:

Assessing Net Realizable Value of Inventories

NRV of inventories are assessed regularly based on the prevailing selling prices of inventories less the estimated cost necessary to sell. Increase in the NRV will increase the carrying amount of inventories but only to the extent of their original acquisition costs.

Merchandise inventories amounted to ₱4,002.50 million and ₱4,014.73 million as of December 31, 2017 and 2016, respectively (see Note 7).

Assessing Impairment for Financial Assets

The Company provides allowance for losses on financial assets to assess whether an allowance for impairment should be recorded in the statement of comprehensive income. In particular, judgment by management is required in the estimation of the amount and timing of future cash flows when determining the level of allowance required. Such estimates are based on assumptions about a number of factors and actual results may differ, resulting in future changes to the allowance.

The Company recognized allowance for impairment losses pertaining to security deposits which may not be recoverable due to the acceleration of lease termination date from the planned closure of a non-performing store amounting to ₱28.17 million for the year ended December 31, 2017. As of December 31, 2017 the carrying amount of security deposit, net of impairment losses, amounted to ₱434.69 million (see Note 10).



Allowance for impairment losses of receivables amounted to ₱11.61 million and ₱9.49 million as of December 31, 2017 and 2016, respectively.

As of December 31, 2017 and 2016, the carrying amount of receivables, net of valuation allowance, amounted to ₱955.54 million and ₱846.29 million, respectively (see Note 6).

Evaluation of Impairment of Nonfinancial Assets

The Company reviews property and equipment with definite lives for impairment of value.

The Company estimates the recoverable amount as the higher of the fair value less cost to sell and value in use. In determining the present value of estimated future cash flows expected to be generated from the continued use of the assets, the Company is required to make estimates and assumptions that may affect property and equipment.

As of December 31, 2017 and 2016, the carrying value of the Company's property and equipment amounted ₱2,370.40 million and ₱2,434.90 million, respectively (see Note 9).

In 2017, the Company recognized provision for impairment losses amounting to ₱36.81 million pertaining to leasehold improvements and store equipment which may not be recoverable due to planned closure of a non-performing store (see Note 9).

Deferred Revenue - Loyalty Program

The Company operates a customer loyalty program called Metro Rewards Card Program (MRC).

This allows customers to accumulate points when they purchase products from the Company's retail store. The points accumulated can be used as a form of payment on the customer's future purchases, subject to certain restrictions. Fair value of the points is determined by applying statistical analysis. At every reporting date, the Company estimates the fair value of the points that their customers will redeem. The fair value of points issued is deferred and recognized as revenue when the points are redeemed.

As of December 31, 2017 and 2016, deferred revenue arising from MRC amounted to ₱46.00 million and ₱63.99 million, respectively (see Note 11).

Estimating Retirement Benefits Obligation

The determination of the Company's obligation and cost of pension is dependent on the selection of certain assumptions in calculating such amounts. Those assumptions are described in Note 18 of the financial statements and include, among others, discount rates and future salary increase rates. Actual results that differ from the Company's assumptions are accumulated and amortized over future periods and therefore, generally affect the Company's recognized expenses and recorded obligation in such future periods. While management believes that its assumptions are reasonable and appropriate, significant differences in the actual experience or significant changes in the assumptions may materially affect the Company's retirement benefits obligation.

The Company's retirement benefits costs amounted to ₱36.35 million, ₱47.24 million and ₱41.68 million in 2017, 2016 and 2015, respectively. Retirement benefits obligation amounted to ₱353.71 million and ₱308.15 million as of December 31, 2017 and 2016, respectively (see Note 18).



4. Cash and Cash Equivalents

This account consists of:

| | 2017 | 2016 |
|------------------|-----------------------|----------------|
| Cash on hand | ₱128,987,374 | ₱116,601,205 |
| Cash in banks | 1,902,103,372 | 1,600,350,953 |
| Cash equivalents | 1,676,061,962 | 1,590,000,000 |
| | ₱3,707,152,708 | ₱3,306,952,158 |

Cash in banks earn interest at the respective bank deposit rates. Cash equivalents are made for varying periods of up to three months, depending on the immediate cash requirements of the Company, and earn annual interest at the respective short-term rates.

Interest income earned from cash and cash equivalents amounted to ₱40.77 million, ₱30.57 million and ₱8.15 million in 2017, 2016 and 2015, respectively (see Note 14).

5. Short-term Investments

These pertain to money market placements made for varying periods of up to one year depending on the immediate cash requirement of the Company and earn annual interest at the respective short-term investment rates that ranges from 2.00% to 3.00% and 2.00% and 2.75% in 2017 and 2016, respectively.

Short term investments as of December 31, 2017 and 2016 amounted to ₱755.20 million and ₱525.00 million, respectively.

Interest income earned from short-term investments amounted to ₱14.86 million, ₱30.31 million and ₱5.77 million in 2017, 2016 and 2015, respectively (see Note 14).

6. Receivables

This account consists of:

| | 2017 | 2016 |
|--------------------------------------|---------------------|--------------|
| Trade | | |
| Third parties | ₱810,610,601 | ₱771,559,360 |
| Related parties (Note 19) | 89,607,005 | 8,951,580 |
| Nontrade | | |
| Rentals | 23,190,823 | 25,898,379 |
| Related parties (Note 19) | 10,240,181 | 4,913,913 |
| Advances to employees and officers | 9,502,828 | 13,260,336 |
| Others | 23,998,928 | 31,195,708 |
| | 967,150,366 | 855,779,276 |
| Less allowance for impairment losses | 11,612,412 | 9,488,256 |
| | ₱955,537,954 | ₱846,291,020 |



Trade receivables consist of receivables from third parties and related parties. Trade receivables from third parties pertain to credit sales significantly from the Company's credit account holders and credit card companies. These are noninterest-bearing and are generally collectible within 30 to 60 days.

Rentals pertain to receivables from tenants that lease spaces in the Company's stores. These are noninterest-bearing and are collectible within 15 days.

Advances to employees and officers pertain mainly to cash advances for travel and expenses related to store operations such as purchases of supplies and other expenses.

Other receivables pertain to accrued interest receivable and cash advances.

Movements in the allowance for individually and collectively impaired trade receivables from third parties follow:

| | 2017 | 2016 | 2015 |
|---|--------------------|------------|-------------|
| Beginning of year | ₱9,488,256 | ₱9,488,256 | ₱10,932,803 |
| Provision for impairment of receivables (Note 16) | 6,853,766 | — | 6,645,155 |
| Write-off | (4,729,610) | — | (6,645,155) |
| Reversal | — | — | (1,444,547) |
| End of year | ₱11,612,412 | ₱9,488,256 | ₱9,488,256 |

7. Merchandise Inventories

The rollforward analysis of this account follows:

| | 2017 | 2016 | 2015 |
|---|-------------------------|------------------|------------------|
| Beginning inventory | ₱4,014,727,305 | ₱3,679,815,495 | ₱3,168,232,389 |
| Add purchases - net | 27,391,644,395 | 27,766,881,546 | 26,232,330,298 |
| Cost of goods available for sale | 31,406,371,700 | 31,446,697,041 | 29,400,562,687 |
| Less cost of merchandise sold (Note 15) | (27,403,876,151) | (27,431,969,736) | (25,720,747,192) |
| Ending inventory | ₱4,002,495,549 | ₱4,014,727,305 | ₱3,679,815,495 |

Net purchases include cost of inventory, freight charges, insurance and customs duties.

No inventories have been used or pledged as security for the Company's obligations in 2017 and 2016.

No allowance for obsolescence had been recognized in 2017, 2016 and 2015.

The Company does not have any purchase commitments as of December 31, 2017 and 2016.



8. **Other Current Assets**

This account consists of:

| | 2017 | 2016 |
|------------------------------|---------------------|--------------|
| Supplies | ₱56,708,234 | ₱72,308,365 |
| Prepayments | 44,564,688 | 78,262,522 |
| Deferred input VAT – current | 44,114,542 | – |
| Advances to trade suppliers | 29,166,803 | 129,718,749 |
| Others | 10,940,020 | 440,131 |
| | ₱185,494,287 | ₱280,729,767 |

Supplies pertain to office and store supplies purchased by the Company for general and administrative purposes. These are recognized at cost.

Prepayments consist of prepaid insurance and advance rental payments.

Advances to suppliers pertain to down payments made to suppliers for purchases of merchandise inventories, supplies and other services.

Others consist of cash advances used to fund bayad center facilities.



9. **Property and Equipment**

The rollforward analysis of this account follows:

2017

| | Machinery and Equipment | Store and Office Equipment | Computer Equipment | Transportation Equipment | Leasehold Improvements | Construction- in-Progress | Total |
|--|----------------------------|-------------------------------|-----------------------|-----------------------------|---------------------------|------------------------------|-----------------------|
| Cost: | | | | | | | |
| At beginning of year | ₱197,843,206 | ₱1,491,202,863 | ₱1,013,371,762 | ₱265,329,237 | ₱1,258,074,297 | ₱179,054,009 | ₱4,404,875,374 |
| Additions | 5,476,553 | 112,707,967 | 107,926,434 | 58,344,721 | 109,630,540 | 97,783,082 | 491,869,297 |
| Retirements | - | (348,167) | (241,651) | - | - | - | (589,818) |
| Reclassifications | (28,829,096) | - | 28,829,096 | - | 114,063,355 | (114,063,355) | - |
| At end of year | 174,490,663 | 1,603,562,663 | 1,149,885,641 | 323,673,958 | 1,481,768,192 | 162,773,736 | 4,896,154,853 |
| Less Accumulated Depreciation and Amortization: | | | | | | | |
| At beginning of year | 40,479,644 | 962,737,605 | 640,174,771 | 57,087,435 | 269,498,354 | - | 1,969,977,809 |
| Depreciation and amortization (Notes 15 and 16) | 18,319,230 | 193,866,801 | 143,672,109 | 50,672,130 | 112,994,140 | - | 519,524,410 |
| Retirements | - | (345,956) | (212,244) | - | - | - | (558,200) |
| Reclassifications | (3,123,152) | - | 3,123,152 | - | - | - | - |
| At end of year | 55,675,722 | 1,156,258,450 | 786,757,788 | 107,759,565 | 382,492,494 | - | 2,488,944,019 |
| Less Allowance for impairment losses: | | | | | | | |
| Impairment losses (Note 16) | - | 991,936 | - | - | 35,816,540 | - | 36,808,476 |
| Net Book Value | ₱118,814,941 | ₱446,312,277 | ₱363,127,853 | ₱215,914,393 | ₱1,063,459,158 | ₱162,773,736 | ₱2,370,402,358 |



2016

| | Machinery and Equipment | Store and Office Equipment | Computer Equipment | Transportation Equipment | Leasehold Improvements | Construction- in-Progress | Total |
|--|----------------------------|-------------------------------|-----------------------|-----------------------------|---------------------------|------------------------------|-----------------------|
| Cost: | | | | | | | |
| At beginning of year | ₱134,081,561 | ₱1,240,348,823 | ₱801,190,773 | ₱179,405,633 | ₱721,442,050 | ₱82,956,776 | ₱3,159,425,616 |
| Additions | 64,286,331 | 257,079,931 | 214,784,996 | 85,923,604 | 507,220,736 | 125,508,744 | 1,254,804,342 |
| Retirements | (524,686) | (6,225,891) | (2,604,007) | - | - | - | (9,354,584) |
| Reclassifications | - | - | - | - | 29,411,511 | (29,411,511) | - |
| At end of year | 197,843,206 | 1,491,202,863 | 1,013,371,762 | 265,329,237 | 1,258,074,297 | 179,054,009 | 4,404,875,374 |
| Accumulated Depreciation and Amortization: | | | | | | | |
| At beginning of year | 21,920,869 | 776,320,022 | 509,055,421 | 20,422,763 | 184,794,932 | - | 1,512,514,007 |
| Depreciation and amortization (Notes 15 and 16) | 18,665,989 | 191,595,740 | 133,212,241 | 36,664,672 | 84,703,422 | - | 464,842,064 |
| Retirements | (107,214) | (5,178,157) | (2,092,891) | - | - | - | (7,378,262) |
| At end of year | 40,479,644 | 962,737,605 | 640,174,771 | 57,087,435 | 269,498,354 | - | 1,969,977,809 |
| Net Book Value | ₱157,363,562 | ₱528,465,258 | ₱373,196,991 | ₱208,241,802 | ₱988,575,943 | ₱179,054,009 | ₱2,434,897,565 |

In 2016, the Company acquired the store assets of Specialty Retailers, Inc. (SIAL) amounting to ₱498.81 million.

The Company leases computer equipment which was accounted for as finance lease. The carrying amount of the computer equipment amounted to ₱143.26 million and ₱178.59 million as of December 31, 2017 and 2016, respectively.

There are no items of property and equipment that are pledged as security to liabilities as of December 31, 2017 and 2016.

Allowance for impairment losses pertain to the write-down of the carrying value of leasehold improvement and store equipment which may not be recoverable due to the planned closure of a non-performing store.

There are no contractual purchase commitments for property and equipment as of December 31, 2017 and 2016.

Fully depreciated property and equipment

The cost of fully depreciated property and equipment still in use amounted to ₱1,204.68 million and ₱907.73 million as of December 31, 2017 and 2016, respectively.



Construction-in-progress pertains to ongoing construction, installation and related activities on certain leasehold improvements or other items necessary to prepare it for use. These are located in various locations and are transferred to the related property and equipment account once construction is completed and is ready for service.

10. Other Noncurrent Assets

This account consists of:

| | 2017 | 2016 |
|---|---------------------|--------------|
| Deposits | ₱462,862,067 | ₱415,378,119 |
| Deferred input VAT | 94,425,786 | 133,708,165 |
| Advances to nontrade suppliers | 64,712,450 | - |
| | 622,000,303 | 549,086,284 |
| Allowance for impairment losses (Note 16) | (28,168,824) | - |
| | ₱593,831,479 | ₱549,086,284 |

Deposits are payments to lessors and utility companies for rental and meter deposits. In 2017, the Company paid advance rentals pertaining to new lease contracts and existing contracts amounting to ₱7.03 million and ₱17.09 million, respectively. These will be offset against the Company's outstanding balance at the end of the contract term.

Deferred input VAT arises from purchases of capital goods above ₱1.00 million. This is amortized for a period of five years or over the useful life of the asset purchased, whichever is shorter.

Advances to nontrade suppliers pertain to advance payments made for the acquisition of property and equipment and are to be delivered up to six months.

Allowance for impairment losses pertains to security deposits which may not be recoverable due to the acceleration of lease termination date from the planned closure of a non-performing store.

11. Trade and Other Payables

This account consists of:

| | 2017 | 2016 |
|---------------------------|-----------------------|----------------|
| Trade | ₱2,802,050,389 | ₱3,097,831,679 |
| Nontrade | | |
| Third parties | 198,960,416 | 300,207,618 |
| Related parties (Note 19) | 3,599,664 | 7,466,024 |
| Accrued expenses | 254,975,921 | 241,136,805 |
| Output VAT - net | 237,340,635 | 110,497,964 |
| Deferred revenue | 204,896,051 | 133,497,200 |
| Others | 71,560,601 | 50,259,632 |
| | ₱3,773,383,677 | ₱3,940,896,922 |



Trade payables pertain to payables to third parties. These are noninterest-bearing and are normally settled in 30 days. This account represents payables arising mainly from purchases of merchandise inventories.

Nontrade payables consist of purchases of supplies, property and equipment and other services. It also include retention payables to contractors for the Company's store equipment, leasehold improvements and other liabilities in line with the Company's operating expenses. These are normally settled within twelve months.

Accrued expenses consist of:

| | 2017 | 2016 |
|---------------------------|---------------------|--------------|
| Suppliers and contractors | ₱71,767,386 | ₱67,469,119 |
| Utilities | 56,886,038 | 60,635,787 |
| Rentals | 28,585,246 | 11,066,656 |
| Marketing-related cost | 15,353,296 | 34,445,937 |
| Professional fees | 10,210,811 | 21,885,369 |
| Other accruals | 72,173,144 | 45,633,937 |
| | ₱254,975,921 | ₱241,136,805 |

Accrued expense others pertains to sick leave and vacation leave credits, management fee, and other operating related expenses.

Deferred revenue refers to redeemable credit and gift checks and transactions arising from the Company's customer loyalty program and commission from concession agreements.

Others include provision pertaining to the planned store closure of non-performing store in 2018 (Note 16) and amounts payable to government agencies for mandatory contributions and payments to the Social Security System (SSS), Philippine Health Insurance Corporation (PHIC), and the Home Development Mutual Fund (HDMF), withholding tax payables, and other sundry payables.

12. Other Noncurrent Liabilities

| | 2017 | 2016 |
|-------------------|---------------------|--------------|
| Credit cash bonds | ₱326,740,160 | ₱316,956,963 |
| Deposits | 53,630,211 | 48,161,475 |
| | ₱380,370,371 | ₱365,118,438 |

Credit cash bonds pertain to cash bonds received by the Company as security for the unpaid balances of the receivables from credit account holders. This can also be applied against the account holder's remaining balance if the account holder no longer wants to avail of the Company's credit line. These bonds earn interest annually at a fixed rate ranging from 4% to 6% based on accumulated cash bond and purchases volume.

Finance cost included in profit or loss pertaining to cash bonds amounted to ₱14.68 million, ₱14.41 million and ₱13.82 million in 2017, 2016 and 2015, respectively. These were settled through deduction in the credit account holders' receivable balance.



Deposits pertain to security and customers' deposits. Security deposits to be applied to last term of the lease pertain to rental deposits from tenants that lease space from the Company's stores while customers' deposits pertain to payments from customers for installment sales.

13. Equity

Capital Stock

The Company's authorized, issued and outstanding shares as of December 31, 2017 and 2016 are as follows:

| | No. of shares | Amount |
|--------------------------------|----------------|-----------------|
| Common stock - ₱1.00 par value | | |
| Authorized | 10,000,000,000 | ₱10,000,000,000 |
| Issued and outstanding | 3,429,375,000 | ₱3,429,375,000 |

The Company was listed on the Main Board of the PSE on November 24, 2015 wherein it offered 905,375,000 shares at an offer price of ₱3.99 per share.

The Company has 151 and 169 existing shareholders as of December 31, 2017 and 2016, respectively.

Additional Paid-in Capital

The Company recorded additional paid-in capital amounting to ₱2,455.54 million, net of transaction costs. The Company incurred transaction costs incidental to the IPO amounting to ₱251.53 million charged against "Additional paid-in capital" in the statements of financial position.

Stock Option Plan

The BOD and stockholders of the Company have adopted resolutions on July 27, 2015 approving the establishment of a stock option plan to offer up to 103,320,000 shares out of its unissued capital stock to key personnel. However, the Company has not formalized the stock option plan, hence, no actual grant has been made as of December 31, 2017 and 2016.

Retained Earnings

On March 16, 2017, the BOD approved the declaration of cash dividends amounting to ₱171.47 million or 0.05 per share, out of the Company's retained earnings as of December 31, 2016 to stockholders of record as of April 3, 2017 and was paid on May 2, 2017.

On March 16, 2016, the BOD approved the declaration of cash dividends amounting to ₱154.32 million or 0.045 per share, out of the Company's retained earnings as of December 31, 2015 to stockholders of record as of April 4, 2016 and was paid on April 20, 2016.

On July 27, 2015, the BOD approved the declaration of cash dividends amounting to ₱650.00 million out of the Company's retained earnings as of June 30, 2015 to stockholders of record as of July 10, 2015 and was paid on September 18, 2015 and December 18, 2015.



In accordance with SEC Memorandum Circular No. 11 issued in December 2008, the Company's retained earnings available for dividend declaration as of December 31, 2017 amounted to ₱1,912.20 million.

Capital Management

The primary objective of the Company's capital management is to ensure that it maintains a strong credit rating and healthy capital ratios in order to support its business and maximize shareholder value.

The Company manages its capital structure and makes adjustments to it, in light of changes in economic conditions. To maintain or adjust the capital structure, the Company may adjust the dividend payment to shareholders, or issue new shares. No changes were made in the objectives, policies or processes for the years ended December 31, 2017 and 2016. The Company considers equity as capital. The Company is not subject to externally imposed capital requirements.

The Company considers the following as capital:

| | 2017 | 2016 |
|----------------------------|-----------------------|-----------------------|
| Capital stock | ₱3,429,375,000 | ₱3,429,375,000 |
| Additional paid-in capital | 2,455,542,149 | 2,455,542,149 |
| Retained earnings | 2,015,860,010 | 1,210,371,451 |
| | ₱7,900,777,159 | ₱7,095,288,600 |

14. Interest and Other Income

| | 2017 | 2016 | 2015 |
|---------------------------------|---------------------|---------------------|--------------------|
| Interest income (Notes 4 and 5) | ₱55,627,487 | ₱60,878,058 | ₱13,915,394 |
| Foreign currency exchange gains | 16,345,152 | 15,245,103 | 8,043,618 |
| Scrap sales | 12,018,292 | 12,031,896 | 14,624,197 |
| Others | 54,029,859 | 48,948,941 | 39,533,682 |
| | ₱138,020,790 | ₱137,103,998 | ₱76,116,891 |

Interest income pertains to the interest earned from cash placements and deposits in banks.

Scrap sales pertain to the sale of non-reusable cartons, sacks, containers, and other scrap items from the Company's stores.

Others significantly pertain to income from various sources such as parking income and vendor portal fees, and others.

15. Cost of Sales

| | 2017 | 2016 | 2015 |
|-----------------------------------|------------------------|------------------------|------------------------|
| Cost of merchandise sold (Note 7) | ₱27,403,876,151 | ₱27,431,969,736 | ₱25,720,747,192 |
| Others (Notes 9 and 17) | 39,557,332 | 44,198,902 | 53,742,938 |
| | ₱27,443,433,483 | ₱27,476,168,638 | ₱25,774,490,130 |



Others pertain to the direct labor and other overhead costs.

16. Operating Expenses

| | 2017 | 2016 | 2015 |
|---|-----------------------|----------------|----------------|
| Personnel cost (Note 17) | ₱2,092,246,328 | ₱2,069,207,942 | ₱1,947,090,049 |
| Rental (Notes 19 and 21) | 1,546,596,778 | 1,461,529,754 | 1,269,327,823 |
| Light, water and communication | 775,924,103 | 759,444,165 | 722,250,613 |
| Depreciation and amortization (Note 9) | 516,456,796 | 461,508,512 | 383,384,284 |
| Contracted services | 346,710,142 | 386,903,911 | 354,722,622 |
| Taxes and licenses | 300,832,944 | 282,775,382 | 250,390,498 |
| Advertising | 204,941,649 | 196,599,764 | 210,011,048 |
| Repairs and maintenance | 198,983,414 | 121,814,633 | 108,480,895 |
| Supplies | 173,321,819 | 167,452,430 | 160,234,884 |
| Commission | 102,438,162 | 103,282,917 | 99,828,222 |
| Transportation and travel | 89,413,195 | 84,457,256 | 73,054,221 |
| Provisions | | | |
| Impairment of assets (Notes 9 and 10) | 64,977,300 | - | - |
| Impairment of receivables (Note 6) | 6,853,766 | - | 6,645,155 |
| Others (Note 11) | 23,467,777 | - | - |
| Professional fees | 48,941,711 | 47,051,238 | 26,719,940 |
| Subscriptions | 45,256,831 | 23,391,097 | 38,111,704 |
| Insurance | 31,557,777 | 29,722,785 | 27,112,248 |
| Others | 27,987,299 | 31,866,312 | 12,276,596 |
| | ₱6,596,907,791 | ₱6,227,008,098 | ₱5,689,640,802 |

Provision for impairment of assets and other provisions are non-recurring expenses pertaining to the planned closure of a non-performing store in 2018.

Others pertain to representation, entertainment, donations and contributions.

17. Personnel Cost

| | 2017 | 2016 | 2015 |
|-------------------------------------|-----------------------|----------------|----------------|
| Salaries and wages | ₱1,741,795,649 | ₱1,762,420,237 | ₱1,666,424,782 |
| Retirement benefits costs (Note 18) | 36,352,996 | 47,239,708 | 41,677,864 |
| Other employee benefits | 339,636,308 | 288,117,067 | 273,424,379 |
| | ₱2,117,784,953 | ₱2,097,777,012 | ₱1,981,527,025 |

The salaries and wages that were recognized as cost of sales amounted to ₱25.54 million, ₱28.57 million and ₱34.44 million in 2017, 2016 and 2015, respectively.



Other employee benefits consist of the required employer contributions to SSS, PHIC and HDMF, 13th month pay and other incentives.

18. Retirement Benefit Obligation

The Company has an unfunded, noncontributory defined benefit retirement plan. The accounting method and actuarial assumptions used were in accordance with the provisions of PAS 19. Actuarial valuation by an independent actuary was made based on employee data as of valuation dates.

The following tables summarize the components of the retirement expense, defined benefit obligation, and the pension liability recognized in the statements of financial position for the Company's retirement plan.

The components of net retirement benefit expense (included in "Personnel cost" under "Operating expenses") in the statements of comprehensive income are as follows:

| | 2017 | 2016 | 2015 |
|----------------------|--------------------|-------------|-------------|
| Current service cost | ₱17,564,470 | ₱29,150,742 | ₱27,704,941 |
| Interest cost | 18,788,526 | 18,088,966 | 13,972,923 |
| | ₱36,352,996 | ₱47,239,708 | ₱41,677,864 |

The remeasurement effects recognized in other comprehensive income (included in "Equity" under "Remeasurement gains (losses) on defined benefit obligation") in the statements of financial position are as follows:

| | 2017 | 2016 | 2015 |
|----------------------------------|----------------------|-------------|---------------|
| Actuarial gain (loss) due to: | | | |
| Experience adjustments | (₱25,521,310) | ₱24,277,645 | (₱33,861,242) |
| Changes in financial assumptions | 14,851,463 | 68,425,907 | 18,149,726 |
| | (10,669,847) | ₱92,703,552 | (₱15,711,516) |

The rollforward analyses of the present value of retirement benefits obligation follow:

| | 2017 | 2016 |
|----------------------------------|---------------------|--------------|
| Balance at beginning of year | ₱308,148,593 | ₱354,685,612 |
| Current service cost | 17,564,470 | 29,150,742 |
| Interest cost | 18,788,526 | 18,088,966 |
| Benefits paid | (1,464,085) | (1,073,175) |
| Actuarial (gain) loss due to: | | |
| Experience adjustments | 25,521,310 | (24,277,645) |
| Changes in financial assumptions | (14,851,463) | (68,425,907) |
| Balance at end of year | ₱353,707,351 | ₱308,148,593 |



The principal actuarial assumptions used in determining retirement obligations are as follows:

| | 2017 | 2016 | 2015 |
|----------------------|-------|-------|-------|
| Salary increase rate | 3.00% | 3.00% | 4.00% |
| Discount rate | 6.10% | 5.70% | 5.10% |

The sensitivity analysis below has been determined based on reasonably possible changes of each significant assumption on the defined benefit obligation as at the valuation date are open to subjectivity, assuming if all other assumptions were held constant and do not consider more complex scenarios in which changes other than those assumed may be deemed to be more reasonable.

| | 2017 | | 2016 | |
|----------------------|---------------------|----------------------------------|---------------------|----------------------------------|
| | Increase (decrease) | Net Retirement benefit liability | Increase (decrease) | Net Retirement benefit liability |
| Discount Rates | +0.5% | (P17,237,917) | +0.5% | (P18,032,656) |
| | -0.5% | 18,721,956 | -0.5% | 19,692,742 |
| Salary increase rate | +0.5% | P18,211,957 | +0.5% | P19,692,742 |
| | -0.5% | (16,903,834) | -0.5% | (18,032,656) |

The Company does not maintain a fund for its retirement benefit obligation. Shown below is the maturity analysis of the benefit payments as of December 31:

| | 2017 | 2016 |
|--------------------------------|-----------------------|-----------------------|
| 1 year and less | P- | P- |
| More than one year to 5 years | 118,731,248 | 75,069,710 |
| More than 5 years to 10 years | 155,341,926 | 101,939,596 |
| More than 10 years to 15 years | 286,927,254 | 235,256,258 |
| More than 15 years to 20 years | 2,075,649,192 | 1,644,132,627 |
| | P2,636,649,620 | P2,056,398,191 |

The weighted average duration of the defined benefit obligation is 14 years in 2017 and 2016.

19. Related Party Transactions

Parties are considered to be related if one party has the ability, directly or indirectly, to control the other party or exercise significant influence over the other party in making financial and operating decisions. Parties are also considered to be related if they are subject to common control. Related parties may be individuals or corporate entities.

Terms and Conditions of Transactions with Related Parties

Transactions with related parties are made at terms agreed by the parties. Outstanding balances at year end are unsecured, noninterest-bearing and settled in cash usually within one year. There have been no guarantees or collaterals provided or received for any related party receivables or payables.



The significant related party transactions and outstanding balances as of and for the years ended December 31, 2017 and 2016 are as follows:

December 31, 2017

| | Amount/Volume for the year ended December 31, 2017 | Outstanding Balance as of December 31, 2017 | Terms and Conditions |
|--|--|---|--|
| <i>Parent Company (VDC)</i> | | | |
| Rental expense | (₱1,132,512,864) | (₱3,599,664) | Noninterest-bearing and due in 30 days, unsecured |
| Advances | 956,584 | 10,240,181 | Noninterest-bearing and due in 30 days, not impaired |
| Management fee | (26,474,577) | - | Noninterest-bearing and payable in 30 days, unsecured |
| <i>Entities Under Common Control</i> | | | |
| Purchase, sale of goods and services and rental income | (999,527,095) | 89,607,005 | Noninterest-bearing and payable in 30 days, not impaired |
| Due from (to) related parties | - | ₱96,247,522 | |

December 31, 2016

| | Amount/Volume for the year ended December 31, 2016 | Outstanding Balance as of December 31, 2016 | Terms and Conditions |
|--|--|---|--|
| <i>Parent Company (VDC)</i> | | | |
| Rental expense | (₱810,762,065) | (₱7,466,024) | Noninterest-bearing and due in 30 days, unsecured |
| Advances | 6,258,686 | 4,913,913 | Noninterest-bearing and due in 30 days, not impaired |
| Management fee | (21,838,200) | - | Noninterest-bearing and payable in 30 days, unsecured |
| <i>Entities Under Common Control</i> | | | |
| Purchase, sale of goods and services and rental income | (987,740,614) | 8,951,580 | Noninterest-bearing and payable in 30 days, not impaired |
| Due from (to) related parties | - | ₱6,399,469 | |

The Company, in the normal course of business, entered into the following transactions with related parties:

- a. rental expense from leases for the Company's store spaces and warehouses;
- b. short-term noninterest-bearing payables/receivables in the normal course of business pertaining to intercompany recovery of expenses and trade-related transactions;
- c. purchases of goods, services and concession activities;



- d. rent income from related party tenants that lease spaces in the Company's stores. These are noninterest-bearing and are collectible within 15 days;
- e. management fee pertaining to legal and other services

Cash placements and bank accounts with Wealth Development Bank Corporation (an entity under common control) amounted to ₱1,108.57 million and ₱972.20 million in 2017 and 2016, respectively, which earn interest based on prevailing market interest rates amounting to ₱2.18 million and ₱1.99 million in 2017 and 2016, respectively.

Compensation of the Company's key management personnel by benefit type follows:

| | 2017 | 2016 | 2015 |
|------------------------------|---------------------|--------------|--------------|
| Short-term employee benefits | ₱135,149,156 | ₱140,638,971 | ₱121,533,053 |
| Post-employment benefits | 3,786,384 | 5,344,303 | 5,376,444 |

There are no amounts due to or due from members of key management as of December 31, 2017 and 2016.

The Company has not recognized any impairment losses on amounts due from related parties in 2017 and 2016. This assessment is undertaken each financial year through a review of the financial position of the related party and the market in which the related party operates.

20. Income Taxes

Provision for income tax consists of:

| | 2017 | 2016 | 2015 |
|----------|---------------------|--------------|--------------|
| Current | | | |
| RCIT | ₱440,694,207 | ₱325,487,583 | ₱315,719,159 |
| Final | 10,314,167 | 11,028,835 | 1,798,889 |
| | 451,008,374 | 336,516,418 | 317,518,048 |
| Deferred | (32,241,844) | (5,504,837) | 5,331,817 |
| | ₱418,766,530 | ₱331,011,581 | ₱322,849,865 |

The components of the deferred tax asset of the Company are as follows:

| | 2017 | 2016 |
|--|---------------------|--------------|
| Retirement benefit obligation (Note 18) | ₱106,112,205 | ₱92,444,578 |
| Provision for impairment of assets (Note 16) | 19,493,190 | - |
| Deferred revenue - loyalty program | 13,802,732 | 19,198,332 |
| Provisions (Note 16) | 7,040,333 | - |
| Allowance for impairment of receivables (Note 6) | 3,483,724 | 2,846,477 |
| | ₱149,932,184 | ₱114,489,387 |

The Company recognized deferred tax asset amounting to ₱3.20 million in 2017 and deferred tax liability amounting to ₱27.81 million in 2016 which pertains to income tax effect of the remeasurements of retirement benefits obligation recognized in OCI.



The reconciliation of statutory income tax rate to effective income tax rate follows:

| | 2017 | 2016 | 2015 |
|---------------------------------|---------------------|--------------|--------------|
| Tax at 30% on income before tax | ₱418,717,152 | ₱336,139,105 | ₱324,435,136 |
| Tax effects of: | | | |
| Nondeductible expenses | 5,742,448 | 1,477,765 | 1,113,063 |
| Income subjected to final tax | (5,693,070) | (6,605,289) | (2,698,334) |
| | ₱418,766,530 | ₱331,011,581 | ₱322,849,865 |

21. Lease Commitments

Operating leases - Company as lessee

The Company enters into lease agreements with third parties and related parties for Company's stores, warehouses and corporate office space. These leases have terms ranging from one to twenty five years and generally provide for either fixed or contingent rent.

Rental expense amounted to ₱1,546.97 million ₱1,461.85 million and ₱1,269.39 million in 2017, 2016 and 2015, respectively (see Note 16).

Rental expense that were recognized as cost of sales amounted to ₱0.38 million, ₱0.32 million and ₱0.05 million in 2017, 2016 and 2015, respectively.

Payments made for sublease rentals amounted to ₱724.85 million, ₱797.52 million and ₱709.33 million in 2017, 2016 and 2015, respectively.

Operating leases - Company as lessor

The Company entered into lease agreements with tenants for the use of space in the Company's stores. These lease agreements have terms ranging from one to five years. Certain leases include a clause to enable upward revision on the rental charge on an annual basis based on prevailing market rate conditions.

Rental income amounted to ₱299.88 million, ₱298.39 million and ₱201.08 million in 2017, 2016 and 2015, respectively.

Finance lease - Company as lessee

The Company entered into finance lease arrangements covering various computer equipment used in the operations of the Company. As of December 31, 2017 and 2016, carrying amount of the leased computer equipment amounted to ₱143.26 million and ₱178.59 million, respectively (see Note 9).



The finance lease obligation amounted to ₱79.27 million and ₱110.40 million in 2017 and 2016, respectively. The components are as follows:

| | 2017 | 2016 |
|--|--------------------|--------------|
| Gross finance lease obligation: | | |
| Not later than one year | ₱32,244,719 | ₱45,946,764 |
| Later than one year but no later than five years | 53,066,671 | 73,025,485 |
| | 85,311,390 | 118,972,249 |
| Future finance lease charges: | | |
| Not later than one year | 3,583,660 | 3,626,473 |
| Later than one year but no later than five years | 2,457,404 | 4,941,749 |
| | 6,041,064 | 8,568,222 |
| | ₱79,270,326 | ₱110,404,027 |

The present value of minimum lease payments as of December 31, 2017 is as follow:

| | 2017 | 2016 |
|--|--------------------|--------------|
| Gross finance lease obligation: | | |
| Not later than one year | ₱28,661,059 | ₱42,320,291 |
| Later than one year but no later than five years | 50,609,267 | 68,083,736 |
| | ₱79,270,326 | ₱110,404,027 |

The finance cost related to finance lease obligation amounted to ₱2.55 million and ₱3.50 million in 2017 and 2016, respectively.

22. Earnings Per Share

The following table presents information necessary to calculate EPS on net income:

| | 2017 | 2016 | 2015 |
|--|----------------------|---------------|---------------|
| Net income | ₱976,957,309 | ₱789,452,102 | ₱758,600,589 |
| Weighted-average number of common shares | 3,429,375,000 | 3,429,375,000 | 2,599,447,917 |
| Basic/Diluted EPS | ₱0.28 | ₱0.23 | ₱0.29 |

The Company also assessed that there were no potential dilutive common shares as of December 31, 2017, 2016 and 2015.

In line with the Company's IPO on November 24, 2015, the weighted-average number of shares in 2015 considered changes in the outstanding number of shares during that year.



23. Segment Reporting

The Company has determined that it is operating as one operating segment. Based on management's assessment, no part or component of the business of the Company meets the qualifications of an operating segment as defined by PFRS 8.

The Company's store operations is its only income generating activity and such is the measure used by the CODM in allocating resources.

The Company conducts its operations through the following store formats:

Department Stores

Department stores are engaged in the business of trading goods, commodities, wares and merchandise of any kind, such as clothes, bags, accessories, toys, and household goods.

Supermarket

Supermarkets offer a wide selection of meats, seafoods, fruits and vegetables and organic produce. This format also offers ancillary services such as pharmacy, bakeshop, café and fastfood outlets. A supermarket maybe a stand-alone supermarket or opened together with a department store.

Hypermarkets

Hypermarkets consist of "superstores" which is a combination of supermarket and department store which offer a wide range of product including full grocery lines and general merchandise.

The Company does not report its results based on geographical segments. The Company has no significant customer which contributes 10% or more to the revenues of the Company.

24. Financial Instruments

Fair Value of Financial Instruments

As of December 31, 2017 and 2016, the Company has no financial asset and liability carried at fair value.

Fair Value Hierarchy

The Company uses the following hierarchy for determining and disclosing the fair value of financial instruments by valuation technique:

Level 1: Quoted (unadjusted) prices in active markets for identical assets or liabilities

Level 2: Valuation techniques for which the lowest level input that is significant to the fair value measurement is directly or indirectly observable

Level 3: Valuation techniques for which the lowest level input that is significant to the fair value measurement is unobservable

Financial Assets

Due to the short-term nature of the transaction, the fair values of "Cash and cash equivalents" "Short-term investments" and "Receivables" (excluding "Advances to employees and officers") approximate the carrying values at year-end.



Financial Liabilities

Due to the short-term nature of “Trade and other payables” (excluding “Deferred revenue” and statutory payables), their carrying values approximate fair value.

The fair value of the items classified as credit cash bonds, security deposits and finance lease liability is disclosed below and is classified as Level 3 in the fair value hierarchy:

| | 2017 | | 2016 | |
|-----------------------------------|---------------------|---------------------|----------------|--------------|
| | Carrying Value | Fair Value | Carrying Value | Fair Value |
| Credit cash bonds (Note 12) | ₱326,740,160 | ₱259,202,789 | ₱316,956,963 | ₱251,441,784 |
| Finance lease liability (Note 21) | 79,270,326 | 82,908,212 | 110,404,027 | 111,283,457 |
| Deposits (Note 12) | 53,630,211 | 48,246,966 | 48,161,475 | 43,327,166 |
| | ₱459,640,697 | ₱390,357,967 | ₱475,522,465 | ₱406,052,407 |

The fair value of credit cash bonds and security deposits were determined by discounting future cash flows using the applicable rates of similar types of instruments. The fair value of the long term portion of lease liabilities is based on the discounted value of future cash flow using applicable interest rates ranging from 4.00% to 5.00% for 2017 and 2016.

There were no transfers between level 1, 2 and 3.

Financial Risk Management Objectives and Policies

The main purpose of the Company’s financial instruments is to fund its operations and capital expenditures. The main risks arising from the Company’s financial instruments are liquidity risk and credit risk. The Company does not actively engage in the trading of financial assets for speculative purposes nor does it write options.

Liquidity risk

Liquidity or funding risk is the risk that an entity will encounter difficulty in raising funds to meet commitments associated with financial instruments. The Company’s exposure to liquidity risk relates primarily to its short-term obligations.

The Company seeks to manage its liquidity profile by maintaining cash at a certain level and ensuring the availability of ample unused revolving credit facilities from banks as back-up liquidity that will enable it to finance its operating expenses.

The Company maintains a level of cash deemed sufficient to finance operations. As part of its liquidity risk management, the Company regularly evaluates its projected and actual cash flows.



The table below shows the maturity profile of the financial liabilities of the Company as of December 31, 2017 and 2016 based on the remaining period at the reporting date to their contractual maturities and are also presented based on contractual undiscounted repayment obligations.

December 31, 2017

| | On Demand | Within One (1) Year | More than One (1) Year | Total |
|-------------------------------|-----------|------------------------|---------------------------|----------------|
| Financial Liabilities: | | | | |
| Trade and other payables | | | | |
| Trade | ₱- | ₱2,802,050,389 | ₱- | ₱2,802,050,389 |
| Non-trade | | | | |
| Third parties | - | 198,960,416 | - | 198,960,416 |
| Related parties | - | 3,599,664 | - | 3,599,664 |
| Accrued expenses | - | 254,975,921 | - | 254,975,921 |
| Finance lease liability | - | 28,661,059 | 50,609,267 | 79,270,326 |
| Others* | - | 22,571,856 | - | 22,571,856 |
| Other noncurrent liabilities | - | - | 380,370,371 | 380,370,371 |
| | ₱- | ₱3,310,819,305 | ₱430,979,638 | ₱3,741,798,943 |

* Others excludes statutory payables

December 31, 2016

| | On Demand | Within One (1) Year | More than One (1) Year | Total |
|-------------------------------|-----------|------------------------|---------------------------|----------------|
| Financial Liabilities: | | | | |
| Trade and other payables | ₱- | ₱3,097,831,679 | ₱- | ₱3,097,831,679 |
| Trade | | | | |
| Non-trade | | | | |
| Third party | - | 300,207,618 | - | 300,207,618 |
| Related parties | - | 7,466,024 | - | 7,466,024 |
| Accrued expenses | - | 241,136,805 | - | 241,136,805 |
| Finance Lease Liability | - | 42,320,291 | 68,083,736 | 110,404,027 |
| Others* | - | 15,670,725 | - | 15,670,725 |
| Other noncurrent liabilities | - | - | 365,118,438 | 365,118,438 |
| | ₱- | ₱3,704,633,142 | ₱433,202,174 | ₱4,137,835,316 |

* Others excludes statutory payables

Credit risk

Credit risk is the risk that one party to a financial instrument will fail to discharge an obligation and cause the other party to incur a financial loss.

The Company's receivables are actively monitored by its collection department to avoid significant concentrations of credit risk.

The Company manages the level of credit risk it accepts through comprehensive credit risk policies setting out the assessment and determination of what constitutes credit risk for the Company. The Company's policies include: setting up of exposure limits for each counterparty; reporting of credit risk exposures; monitoring of compliance with credit risk policy; and review of credit risk policy for pertinence and the changing environment.



The table below shows the maximum exposure of the Company to credit risk:

| 2017 | | | | |
|---------------------|---------------------------------|--|---------------------|--|
| | Maximum exposure to credit risk | Fair value of collaterals or credit enhancements | Net exposure | Financial effect of collaterals or credit enhancements |
| Receivables: | | | | |
| Trade | | | | |
| Third parties | ₱810,610,601 | ₱326,740,160 | ₱483,870,441 | ₱326,740,160 |
| Related parties | 89,607,005 | - | 89,607,005 | - |
| Nontrade | | | | |
| Rentals | 23,190,823 | 53,630,211 | - | 23,190,823 |
| Related parties | 10,240,181 | - | 10,240,181 | - |
| Others | 23,998,928 | - | 23,998,928 | - |
| | ₱957,647,538 | ₱380,370,371 | ₱607,716,555 | ₱349,930,983 |

| 2016 | | | | |
|---------------------|---------------------------------|--|---------------------|--|
| | Maximum exposure to credit risk | Fair value of collaterals or credit enhancements | Net exposure | Financial effect of collaterals or credit enhancements |
| Receivables: | | | | |
| Trade | | | | |
| Third parties | ₱771,647,508 | ₱316,956,963 | ₱454,690,545 | ₱316,956,963 |
| Related parties | 8,951,580 | - | 8,951,580 | - |
| Nontrade | | | | |
| Rentals | 25,898,379 | 48,161,475 | - | 25,898,379 |
| Related parties | 4,913,913 | - | 4,913,913 | - |
| Others | 31,195,708 | - | 31,195,708 | - |
| | ₱842,607,088 | ₱365,118,438 | ₱499,751,746 | ₱342,855,342 |

Collaterals or credit enhancements pertain to cash bonds posted by credit account holders to secure payment of credit purchases through the Company's credit facilities. These also pertain to tenants' security deposits which shall be applied against the tenants' last billing.

Credit quality per class of financial asset

The Company makes provisions, where necessary, for potential losses on credits extended. The credit quality per class of financial assets that were neither past due nor impaired is as follow:

December 31, 2017

| | Neither Past Due Nor Impaired | | Past Due But Not Impaired | Impaired | Total |
|----------------------------|-------------------------------|----------------|---------------------------|--------------------|-----------------------|
| | High Grade | Standard Grade | | | |
| Cash and cash equivalents* | ₱3,578,165,334 | ₱- | ₱- | ₱- | ₱3,578,165,334 |
| Short-term investments | 755,204,271 | - | - | - | 755,204,271 |
| Receivables | | | | | |
| Trade | | | | | |
| Third parties | 709,275,066 | - | 89,723,123 | 11,612,412 | 810,610,601 |
| Related parties | 89,607,005 | - | - | - | 89,607,005 |
| Nontrade | | | | | |
| Rentals | 23,190,823 | - | - | - | 23,190,823 |
| Related parties | 10,240,181 | - | - | - | 10,240,181 |
| Others | 23,998,928 | - | - | - | 23,998,928 |
| | ₱5,189,681,608 | ₱- | ₱89,723,123 | ₱11,612,412 | ₱5,291,017,143 |

*Cash and cash equivalents excludes cash on hand



December 31, 2016

| | Neither Past Due Nor Impaired | | Past Due But Not Impaired | | Total |
|----------------------------|-------------------------------|----------------|---------------------------|-------------------|-----------------------|
| | High Grade | Standard Grade | Impaired | Impaired | |
| Cash and cash equivalents* | ₱3,190,350,953 | ₱- | ₱- | ₱- | ₱3,190,350,953 |
| Short-term investments | 525,000,000 | - | - | - | 525,000,000 |
| Receivables | | | | | |
| Trade | | | | | |
| Third parties | 709,501,684 | - | 52,569,420 | 9,488,256 | 771,559,360 |
| Related parties | 8,951,580 | - | - | - | 8,951,580 |
| Nontrade | | | | | |
| Rentals | 25,898,379 | - | - | - | 25,898,379 |
| Related parties | 4,913,913 | - | - | - | 4,913,913 |
| Others | 31,195,708 | - | - | - | 31,195,708 |
| | ₱4,495,812,217 | ₱- | ₱52,569,420 | ₱9,488,256 | ₱4,557,869,893 |

*Cash and cash equivalents excludes cash on hand

High grade receivables pertain to those receivables from clients or customers that consistently pay before the maturity date. Standard grade receivable includes those that are collected on their due dates even without an effort from the Company to follow them up. Past due receivables include those that are either past due but still collectible or determined to be individually impaired. The aging analysis of the Company's loans and receivables are as follows:

December 31, 2017

| | Neither past due nor Impaired | Past due but not impaired | | | Impaired | Total |
|----------------------------|-------------------------------|---------------------------|-------------------|--------------------|--------------------|-----------------------|
| | | Less than 30 days | 30 - 60 days | More than 60 Days | | |
| Cash and cash equivalents* | ₱3,578,165,334 | ₱- | ₱- | ₱- | ₱- | ₱3,578,165,334 |
| Short-term investments | 755,204,271 | - | - | - | - | 755,204,271 |
| Receivables: | | | | | | |
| Trade | | | | | | |
| Third parties | 709,275,066 | 51,716,573 | 4,783,865 | 33,222,685 | 11,612,412 | 810,610,601 |
| Related parties | 89,607,005 | - | - | - | - | 89,607,005 |
| Nontrade | | | | | | |
| Related parties | 10,240,181 | - | - | - | - | 10,240,181 |
| Rentals | 23,190,823 | - | - | - | - | 23,190,823 |
| Others | 23,998,928 | - | - | - | - | 23,998,928 |
| | ₱5,189,681,608 | ₱51,716,573 | ₱4,783,865 | ₱33,222,685 | ₱11,612,412 | ₱5,291,017,143 |

*Cash and cash equivalents excludes cash on hand

December 31, 2016

| | Neither past due nor Impaired | Past due but not impaired | | | Impaired | Total |
|----------------------------|-------------------------------|---------------------------|-------------------|--------------------|-------------------|-----------------------|
| | | Less than 30 days | 30 - 60 days | More than 60 Days | | |
| Cash and cash equivalents* | ₱3,190,350,953 | ₱- | ₱- | ₱- | ₱- | ₱3,190,350,953 |
| Short-term investments | 525,000,000 | - | - | - | - | 525,000,000 |
| Receivables: | | | | | | |
| Trade | | | | | | |
| Third parties | 709,501,684 | 33,495,550 | 5,005,764 | 14,068,106 | 9,488,256 | 771,559,360 |
| Related parties | 8,951,580 | - | - | - | - | 8,951,580 |
| Nontrade | | | | | | |
| Related parties | 4,913,913 | - | - | - | - | 4,913,913 |
| Rentals | 25,898,379 | - | - | - | - | 25,898,379 |
| Others | 31,195,708 | - | - | - | - | 31,195,708 |
| | ₱4,495,812,217 | ₱33,495,550 | ₱5,005,764 | ₱14,068,106 | ₱9,488,256 | ₱4,557,869,893 |

*Cash and cash equivalents excludes cash on hand



25. Events after the Reporting Period

- a. On January 5, 2018, one of the stores of the Company was seriously damaged by fire. The Company has obtained adequate insurance covers and expects to recover lost inventories and properties at selling price and replacement cost, respectively. As of the date of this report, the Company is still quantifying the financial impact of the said event on the results of its operations, for the year to substantiate its business interruption claim.
- b. On March 16, 2018, the BOD approved the declaration of cash dividends amounting to ₱205,762,500 out of the Company's retained earnings as of December 31, 2017 to stockholders of record as of April 13, 2018 to be paid on May 2, 2018.

26. Reclassification of accounts

Certain prior period amounts have been reclassified to conform to the current year presentation.

27. Notes to Statements of Cash Flows

The Company's noncash investing activities are as follows:

- a) Advances to suppliers were reclassified from other current assets to other noncurrent assets amounting to ₱64.71 million and ₱123.56 million for 2017 and 2016, respectively.
- b) Transfers from advances to suppliers to property and equipment amounted to ₱45.58 million and ₱119.81 million for 2017 and 2016, respectively.
- c) In 2016, the Company leased computer equipment amounting to ₱178.59 million which were accounted for as finance lease. The carrying amount of the finance lease liability amounted to ₱110.40 million (see Note 21).
- d) Purchases of property and equipment which remains unpaid amounted to ₱124.70 million for 2016.
- e) Changes in finance lease liability for which cash flows have been classified as financing activity in the statement of cash flows follows:

| | Finance leases due within 1 year | Finance leases due after 1 year |
|--|---|--|
| Net debt as at December 31, 2016 | ₱42,320,291 | ₱68,083,736 |
| Cash flows | (31,133,701) | - |
| Reclassification from non-current to current | 17,474,469 | (17,474,469) |
| Net debt as at December 31, 2017 | ₱28,661,059 | ₱50,609,267 |



28. Supplementary Information Required Under Revenue Regulations 15-2010

The Company reported and/or paid the following taxes for 2017:

Value added tax (VAT)

The National Internal Revenue Code (NIRC) of 1997, as amended, also provides for the imposition of VAT on sales of goods and services. Accordingly, the Company's sales are subject to output VAT while its purchases from other VAT-registered individuals or corporations are subject to input VAT.

The Company's vatable sales are based on actual collections received, hence may not be the same as amounts accrued in the statements of comprehensive income. The Company has zero-rated and exempt sales pursuant to Section 106(A)(2)(a)(5) of the Tax Code and Sections 109(A), 109(K) and 109 of the Tax Code, respectively.

The Company is a VAT-registered company with output VAT declaration of ₱3,796.80 million for the year based on the amount reflected in the Sales Account of ₱31,639.97 million. The Company paid net output VAT during the year amounting to ₱77.07 million.

The Company has zero-rated/exempt sales amounting to ₱4,043.90 million pursuant to the provisions of NIRC of 1997.

The amount of input VAT claimed are broken down into:

| | |
|---|----------------------|
| Beginning of the year | ₱62,489 |
| Input tax on purchases of goods exceeding ₱1 million deferred from prior period | 133,708,165 |
| Current year's domestic purchases of goods | 3,466,383,089 |
| Current year's capital goods purchases | 48,946,705 |
| Total available input VAT | 3,649,100,448 |
| Less: deductions from input VAT | |
| Input tax on purchases of goods exceeding ₱1 million deferred for the succeeding period | (138,540,327) |
| Input tax allocable to exempt sales | (27,666,371) |
| Input tax on sales to government closed to expense | (507,852) |
| Total allowable input VAT | 3,482,385,898 |
| Input VAT applied to Output VAT | 3,482,385,898 |
| Balance at December 31, 2017 | ₱- |

Taxes and Licenses

The following are taxes, licenses, registration fees and permit fees lodged under "Taxes and Licenses" account under expenses for the year ended December 31, 2017.

| | |
|-------------------|---------------------|
| Business tax | ₱233,225,564 |
| Real property tax | 61,679,650 |
| Motor vehicle tax | 585,685 |
| Others | 5,342,045 |
| Total | ₱300,832,944 |



Withholding taxes

The amount of withholding taxes paid and accrued consists of the following:

| | |
|----------------------------------|---------------------|
| Expanded withholding taxes | ₱410,749,647 |
| Tax on compensation and benefits | 156,210,208 |
| Final withholding taxes | 6,369,149 |
| Total | ₱573,329,004 |

Tax Assessment and Cases

The Company has no Final Assessment Notice and/or Formal Letter of Demand from the Bureau of Internal Revenue alleged deficiency income tax, VAT and withholding tax.

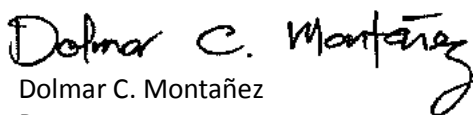


INDEPENDENT AUDITOR'S REPORT ON SUPPLEMENTARY SCHEDULES

The Stockholders and the Board of Directors
Metro Retail Stores Group, Inc.
Vicsal Building, Corner of C.D. Seno and W.O. Seno Streets
Guizo, North Reclamation Area, Mandaue City, Cebu

We have audited in accordance with Philippine Standards on Auditing, the financial statements of Metro Retail Stores Group, Inc. (the Company) as at December 31, 2017 and 2016 and for each of the three years in the period ended December 31, 2017 included in this Form 17-A, and have issued our report thereon dated March 16, 2018. Our audits were made for the purpose of forming an opinion on the basic financial statements taken as a whole. The schedules listed in the Index to the Financial Statements and Supplementary Schedules are the responsibility of the Company's management. These schedules are presented for purposes of complying with Securities Regulation Code Rule 68, as Amended (2011), and are not part of the basic financial statements. These schedules have been subjected to the auditing procedures applied in the audit of the basic financial statements and, in our opinion, fairly state, in all material respects, the financial data required to be set forth therein in relation to the basic financial statements taken as a whole.

SYCIP GORRES VELAYO & CO.



Dolmar C. Montañez
Partner

CPA Certificate No. 112004

SEC Accreditation No. 1561-A (Group A),
April 21, 2016, valid until April 21, 2019

Tax Identification No. 925-713-249

BIR Accreditation No. 08-001998-119-2016,
February 15, 2016, valid until February 14, 2019

PTR No. 6621303, January 9, 2018, Makati City

March 16, 2018



INDEX TO THE FINANCIAL STATEMENTS AND SUPPLEMENTARY SCHEDULES

| Schedule | Contents |
|-----------------|--|
| A | Financial Assets |
| B | Amounts Receivable from Directors, Officers, Employees, Related Parties, and Principal Stockholders (Other than Related Parties) |
| C | Amounts Receivable from Related Parties which are Eliminated during the Consolidation of Financial Statements |
| D | Intangible Assets - Other Assets |
| E | Long-Term Debt |
| F | Indebtedness to Related Parties |
| G | Guarantees of Securities of Other Issuers |
| H | Capital Stock |
| I | Reconciliation of Retained Earnings Available for Dividend Declaration |
| J | Map Showing the Relationships Between and Among the Companies in the Group, its Ultimate Parent Company and Co-subsiaries |
| K | Schedule of All Effective Standards and Interpretations Under Philippine Financial Reporting Standards |
| L | Financial Ratios |

METRO RETAIL STORES GROUP, INC.**SUPPLEMENTARY SCHEDULE OF FINANCIAL ASSETS****DECEMBER 31, 2017**

| Name of Issuing entity and association of each issue | Number of shares or principal amount of bonds and notes | Amount shown in the balance sheet | Income received or accrued |
|---|--|--------------------------------------|-------------------------------|
| Cash and cash equivalents | | | |
| Wealth Development Bank | ₱953,365,050 | ₱953,365,050 | |
| Philippine National Bank | 730,430,702 | 730,430,702 | |
| Security Bank | 640,796,666 | 640,796,666 | |
| Bank of the Philippine Islands | 636,326,932 | 636,326,932 | |
| Land Bank of the Philippines | 180,568,655 | 180,568,655 | |
| Others | 436,677,329 | 436,677,329 | |
| | <u>3,578,165,334</u> | <u>3,578,165,334</u> | <u>40,769,330</u> |
| Short-term investments | | | |
| Bank of the Philippine Islands | 300,000,000 | 300,000,000 | |
| China Bank Savings | 300,000,000 | 300,000,000 | |
| Wealth Development Bank | 155,204,271 | 155,204,271 | |
| | <u>755,204,271</u> | <u>755,204,271</u> | <u>14,858,157</u> |
| Receivables | | | |
| Third parties | 810,610,601 | 810,610,601 | |
| Related parties | 99,847,186 | 99,847,186 | |
| Rentals | 23,190,823 | 23,190,823 | |
| Others | 23,998,928 | 23,998,928 | |
| | <u>957,647,538</u> | <u>957,647,538</u> | |
| | <u>₱5,291,017,143</u> | <u>₱5,291,017,143</u> | <u>₱55,627,487</u> |

METRO RETAIL STORES GROUP, INC.**SUPPLEMENTARY SCHEDULE OF AMOUNTS RECEIVABLE FROM DIRECTORS, OFFICERS,
EMPLOYEES, RELATED PARTIES, AND PRINCIPAL STOCKHOLDERS (OTHER THAN
RELATED PARTIES)
DECEMBER 31, 2017**

| Name and Designation of debtor | Balance at beginning of period | Additions | Amounts collected | Current | Not Current | Balance at the end of the period |
|-----------------------------------|--------------------------------------|-----------|----------------------|---------|-------------|---|
| N/A | N/A | N/A | N/A | N/A | N/A | N/A |

METRO RETAIL STORES GROUP, INC.

**SUPPLEMENTARY SCHEDULE OF AMOUNTS RECEIVABLE FROM RELATED PARTIES
WHICH ARE ELIMINATED DURING THE CONSOLIDATION OF FINANCIAL STATEMENTS
DECEMBER 31, 2017**

| | Receivable Balance | Payable Balance | Current Portion |
|---------------------------------------|-----------------------|--------------------|-----------------|
| Total Eliminated Receivables/Payables | N/A | N/A | N/A |

METRO RETAIL STORES GROUP, INC.**SUPPLEMENTARY SCHEDULE OF INTANGIBLE ASSETS - OTHER ASSETS**
DECEMBER 31, 2017

| Description | Beginning Balance | Additions at cost | Charged to cost and expenses | Charged to other accounts | Other changes additions (deductions) | Ending Balance |
|-------------|-------------------|-------------------|------------------------------|---------------------------|--------------------------------------|----------------|
| N/A | N/A | N/A | N/A | N/A | N/A | N/A |

METRO RETAIL STORES GROUP, INC.**SUPPLEMENTARY SCHEDULE OF LONG-TERM DEBT
DECEMBER 31, 2017**

| Long-term Debt | | | |
|--|---|---|---|
| Title of Issue and type of obligation | Amount authorized by indenture | Amount shown under caption "current portion of long-term" in related balance sheet | Amount shown under caption "long-term debt" in related balance sheet |
| N/A | N/A | N/A | N/A |

METRO RETAIL STORES GROUP, INC.**SUPPLEMENTARY SCHEDULE OF INDEBTEDNESS TO RELATED PARTIES (LONG-TERM
LOANS FROM RELATED COMPANIES)****DECEMBER 31, 2017****Indebtedness to related parties (Long-term loans from Related Companies)**

| Name of related party | Balance at beginning of period | Balance at end of period |
|-----------------------|--------------------------------|--------------------------|
| N/A | N/A | N/A |

METRO RETAIL STORES GROUP, INC.**SUPPLEMENTARY SCHEDULE OF GUARANTEES OF SECURITIES OF OTHER ISSUERS
DECEMBER 31, 2017**

| Guarantees of Securities of Other Issuers | | | | |
|--|---|---|--|---------------------|
| Name of issuing entity of securities guaranteed by the company for which this statement is filed | Title of issue of each class of securities guaranteed | Total amount guaranteed and outstanding | Amount owned by person for which statement is file | Nature of guarantee |
| N/A | N/A | N/A | N/A | N/A |

METRO RETAIL STORES GROUP, INC.**SUPPLEMENTARY SCHEDULE OF CAPITAL STOCK
DECEMBER 31, 2017**

| Capital Stock | | | | | | |
|----------------------|-----------------------------------|--|--|--|---|--------|
| Title of Issue | Number of shares authorized | Number of shares issued and outstanding as shown under related balance sheet caption | Number of shares reserved for options warrants, conversion and other rights | Number of shares held by related parties | Directors, officers and employees | Others |
| Common Shares | 10,000,000,000 | 3,429,375,000 | 103,320,000 | 2,499,801,489 | 4,505,011 | - |
| Preferred Shares | - | - | - | - | - | - |
| | 10,000,000,000 | 3,429,375,000 | 103,320,000 | 2,499,801,489 | 4,505,011 | - |

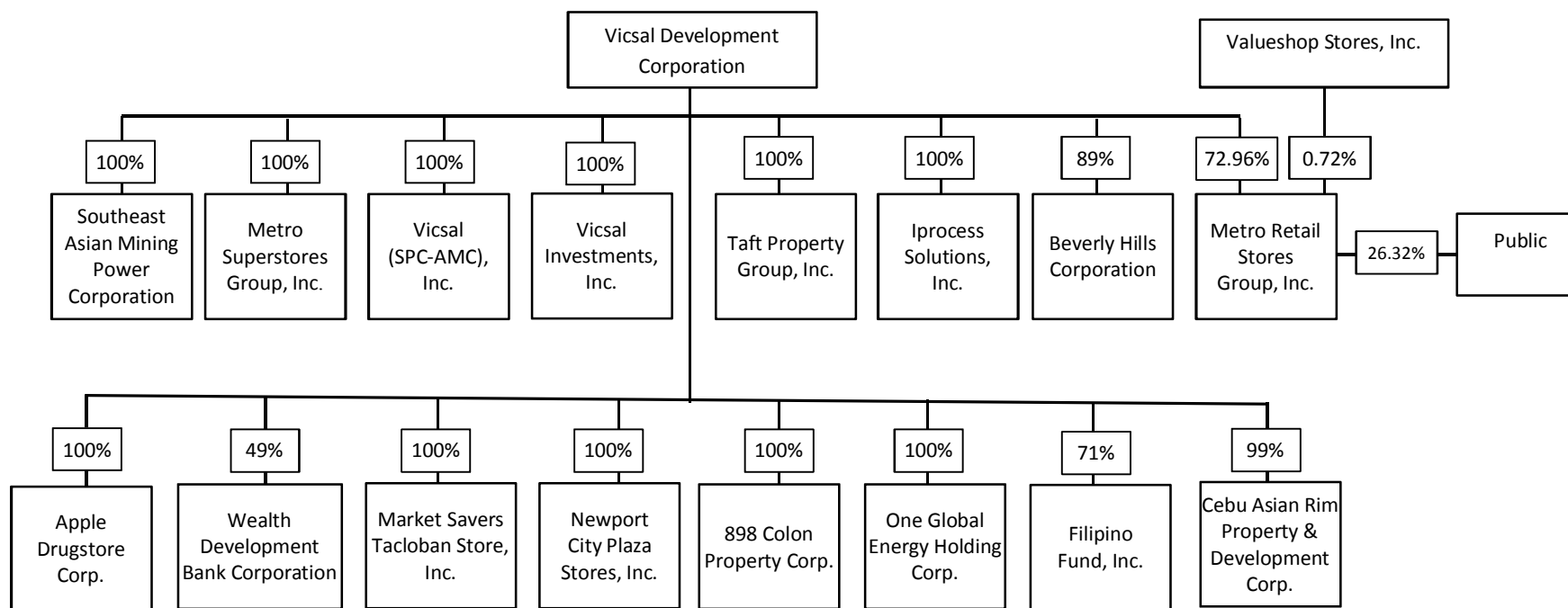
METRO RETAIL STORES GROUP, INC.**SUPPLEMENTARY SCHEDULE OF RETAINED EARNINGS AVAILABLE FOR DIVIDEND
DECLARATION****DECEMBER 31, 2017**

| | |
|---|-----------------------|
| Unappropriated Retained Earnings, beginning | ₱1,210,371,451 |
| Less: Deferred tax assets that reduced the amount of income tax expense | (135,899,166) |
| Unappropriated Retained Earnings as adjusted, beginning | 1,074,472,285 |
| Net income based on the face of AFS | 976,957,309 |
| Add: Non-actual/unrealized income net of tax Amount of provisions for deferred tax during the year that reduced the amount of tax expense | 32,241,844 |
| Net Income Actual/Realized | 1,009,199,153 |
| Less: Dividend declarations during the period | 171,468,750 |
| Unappropriated Retained Earnings, as adjusted, ending | ₱1,912,202,688 |

METRO RETAIL STORES GROUP, INC.

MAP SHOWING THE RELATIONSHIPS BETWEEN AND AMONG THE COMPANIES IN THE GROUP, ITS ULTIMATE PARENT COMPANY AND CO-SUBSIDIARIES

DECEMBER 31, 2017



METRO RETAIL STORES GROUP, INC.**LIST OF EFFECTIVE STANDARDS AND INTERPRETATIONS****DECEMBER 31, 2017**

Philippine Securities and Exchange Commission (SEC) issued the amended Securities Regulation Code Rule SRC Rule 68 and 68.1 which consolidates the two separate rules and labeled in the amendment as “Part I” and “Part II”, respectively. It also prescribed the additional schedule requirements for large entities showing a list of all effective standards and interpretations under Philippine Financial Reporting Standards (PFRS).

Below is the list of all effective PFRS, Philippine Accounting Standards (PAS) and Philippine Interpretations of International Financial Reporting Interpretations Committee (IFRIC) as of December 31, 2017:

| PHILIPPINE FINANCIAL REPORTING STANDARDS AND INTERPRETATIONS Effective as of December 31, 2017 | | Adopted | Not Adopted | Not Applicable |
|--|--|----------------|--------------------|-----------------------|
| Framework for the Preparation and Presentation of Financial Statements | | | | |
| Conceptual Framework Phase A: Objectives and qualitative characteristics | | ✓ | | |
| PFRSs Practice Statement Management Commentary | | ✓ | | |
| Philippine Financial Reporting Standards | | | | |
| PFRS 1 (Revised) | First-time Adoption of Philippine Financial Reporting Standards | | | ✓ |
| | Amendments to PFRS 1 and PAS 27: Cost of an Investment in a Subsidiary, Jointly Controlled Entity or Associate | | | ✓ |
| | Amendments to PFRS 1: Additional Exemptions for First-time Adopters | | | ✓ |
| | Amendment to PFRS 1: Limited Exemption from Comparative PFRS 7 Disclosures for First-time Adopters | | | ✓ |
| | Amendments to PFRS 1: Severe Hyperinflation and Removal of Fixed Date for First-time Adopters | | | ✓ |
| | Amendments to PFRS 1: Government Loans | | | ✓ |
| | Amendments to PFRS 1: Borrowing costs | | | ✓ |
| | Amendments to PFRS 1: Meaning of ‘Effective PFRSs’ | | | ✓ |

| PHILIPPINE FINANCIAL REPORTING STANDARDS AND INTERPRETATIONS Effective as of December 31, 2017 | | Adopted | Not Adopted | Not Applicable |
|---|---|-------------------|-------------|----------------|
| PFRS 2 | Share-based Payment | | | ✓ |
| | Amendments to PFRS 2: Vesting Conditions and Cancellations | | | ✓ |
| | Amendments to PFRS 2: Group Cash-settled Share-based Payment Transactions | | | ✓ |
| | Amendments to PFRS 2: Definition of Vesting Condition | | | ✓ |
| | Amendments to PFRS 2: Share-based Payment, Classification and Measurement of Share-based Payment Transactions | | | ✓ |
| PFRS 3 (Revised) | Business Combinations | | | ✓ |
| | Amendments to PFRS 3: Accounting for Contingent Consideration in a Business Combination | | | ✓ |
| | Amendments to PFRS 3: Scope Exceptions for Joint Arrangements | | | ✓ |
| PFRS 4 | Insurance Contracts | | | ✓ |
| | Amendments to PAS 39 and PFRS 4: Financial Guarantee Contracts | | | ✓ |
| | Amendments to PFRS 4: Applying PFRS 9, Financial Instruments, with PFRS 4, Insurance | Not early adopted | | |
| | Amendments to PFRS 4, Insurance Contracts, Applying PFRS 9, Financial Instruments, with PFRS 4 | Not early adopted | | |
| PFRS 5 | Non-current Assets Held for Sale and Discontinued Operations | | | ✓ |
| | Amendments to PFRS 5: Changes in Methods of Disposal | | | ✓ |
| PFRS 6 | Exploration for and Evaluation of Mineral Resources | | | ✓ |
| PFRS 7 | Financial Instruments: Disclosures | ✓ | | |
| | Amendments to PFRS 7: Transition | ✓ | | |
| | Amendments to PAS 39 and PFRS 7: Reclassification of Financial Assets | ✓ | | |
| | Amendments to PAS 39 and PFRS 7: Reclassification of Financial Assets - Effective Date and Transition | ✓ | | |
| | Amendments to PFRS 7: Improving Disclosures about Financial Instruments | | | |
| | Amendments to PFRS 7: Improving Disclosures about | ✓ | | |

| PHILIPPINE FINANCIAL REPORTING STANDARDS AND INTERPRETATIONS Effective as of December 31, 2017 | | Adopted | Not Adopted | Not Applicable |
|--|---|-------------------|--------------------|-----------------------|
| | Financial Instruments | | | |
| | Amendments to PFRS 7: Disclosures - Transfers of Financial Assets | ✓ | | |
| | Amendments to PFRS 7: Disclosures - Offsetting Financial Assets and Financial Liabilities | ✓ | | |
| | Amendments to PFRS 7: Disclosures - Servicing Contracts | | | ✓ |
| | Applicability of the Amendments to PFRS 7 to Condensed Interim Financial Statements | | | ✓ |
| PFRS 8 | Operating Segments | ✓ | | |
| | Amendments to PFRS 8: Aggregation of Operating Segments and Reconciliation of the Total of the Reportable Segments' Assets to the Entity's Assets | | | ✓ |
| PFRS 9 | Financial Instruments: Classification and Measurement (2010 version) | Not early adopted | | |
| | Financial Instruments - Hedge Accounting and amendments to PFRS 9, PFRS 7 and PAS 39 (2013 version) | Not early adopted | | |
| | Financial Instruments (2014 or final version) | Not early adopted | | |
| | Amendments to PFRS 9: Mandatory Effective Date of PFRS 9 and Transition Disclosures | Not early adopted | | |
| | Amendments to PFRS 9: Prepayment Features with Negative Compensation | Not early adopted | | |
| PFRS 10 | Consolidated Financial Statements | | | ✓ |
| | Amendments to PFRS 10: Investment Entities | | | ✓ |
| | Amendments to PFRS 10, Investment Entities: Applying the Consolidation Exception | | | ✓ |
| | Amendments to PFRS 10, Sale or Contribution of Assets between an Investor and its Associate or Joint Venture | | | ✓ |
| PFRS 11 | Joint Arrangements | | | ✓ |
| | Amendments to PFRS 11: Accounting for Acquisitions of Interests in Joint Operations | | | ✓ |
| PFRS 12 | Disclosure of Interests in Other Entities | | | ✓ |
| | Amendments to PFRS 12: Investment Entities: Applying the Consolidation Exception | | | ✓ |
| | PFRS 12, Clarification of the Scope of the Standard (Part | | | ✓ |

| PHILIPPINE FINANCIAL REPORTING STANDARDS AND INTERPRETATIONS Effective as of December 31, 2017 | | Adopted | Not Adopted | Not Applicable |
|--|---|-------------------|--------------------|-----------------------|
| | of Annual Improvements to PFRSs 2014-2016 Cycle) | | | |
| PFRS 13 | Fair Value Measurement | ✓ | | |
| | Amendments to PFRS 13: Short-term receivable and payables | ✓ | | |
| | Amendments to PFRS 13: Portfolio Exception | ✓ | | |
| PFRS 14 | Regulatory Deferral Accounts | | | ✓ |
| PFRS 15 | Revenue from Contracts with Customers | Not early adopted | | |
| PFRS 16 | Leases | Not early adopted | | |
| Philippine Accounting Standards | | | | |
| PAS 1 (Revised) | Presentation of Financial Statements | ✓ | | |
| | Amendment to PAS 1: Capital Disclosures | ✓ | | |
| | Amendments to PAS 32 and PAS 1: Puttable Financial Instruments and Obligations Arising on Liquidation | | | ✓ |
| | Amendments to PAS 1: Presentation of Items of Other Comprehensive Income | ✓ | | |
| | Amendments to PAS 1: Clarification of the requirements for comparative information | ✓ | | |
| | Presentation of Financial Statements – Disclosure Initiative | ✓ | | |
| PAS 2 | Inventories | ✓ | | |
| PAS 7 | Statement of Cash Flows | ✓ | | |
| | Amendments to PAS 7, Statement of Cash Flows, Disclosure Initiative | | | ✓ |
| PAS 8 | Accounting Policies, Changes in Accounting Estimates and Errors | ✓ | | |
| PAS 10 | Events after the Reporting Period | ✓ | | |
| PAS 11 | Construction Contracts | | | ✓ |
| PAS 12 | Income Taxes | ✓ | | |
| | Amendment to PAS 12: Deferred Tax: Recovery of Underlying Assets | | | ✓ |
| | Amendments to PAS 12, Income Taxes, Recognition of Deferred Tax Assets for Unrealized Losses | | | ✓ |
| PAS 16 | Property, Plant and Equipment | ✓ | | |

| PHILIPPINE FINANCIAL REPORTING STANDARDS AND INTERPRETATIONS Effective as of December 31, 2017 | | Adopted | Not Adopted | Not Applicable |
|---|--|----------------|--------------------|-----------------------|
| | Amendment to PAS 16: Classification of servicing equipment | | | ✓ |
| | Amendment to PAS 16: Revaluation Method - Proportionate Restatement of Accumulated Depreciation and Amortization | | | ✓ |
| | Amendment to PAS 16: Clarification of Acceptable Methods of Depreciation and Amortization | | | ✓ |
| | Amendment to PAS 16: Bearer Plants | | | ✓ |
| PAS 17 | Leases | ✓ | | |
| PAS 18 | Revenue | ✓ | | |
| PAS 19 (Amended) | Employee Benefits | ✓ | | |
| | Amendments to PAS 19: Defined Benefit Plans: Employee Contributions | | | ✓ |
| | Amendments to PAS 19: Actuarial Gains and Losses, Group Plans and Disclosures | | | ✓ |
| | Amendments to PAS 19: Regional Market Issue regarding Discount Rate | | | ✓ |
| PAS 20 | Accounting for Government Grants and Disclosure of Government Assistance | | | ✓ |
| PAS 21 | The Effects of Changes in Foreign Exchange Rates | ✓ | | |
| | Amendment: Net Investment in a Foreign Operation | | | ✓ |
| PAS 23 (Revised) | Borrowing Costs | | | ✓ |
| PAS 24 (Revised) | Related Party Disclosures | ✓ | | |
| | Amendments to PAS 24: Key Management Personnel | ✓ | | |
| PAS 26 | Accounting and Reporting by Retirement Benefit Plans | | | ✓ |
| PAS 27 | Consolidated and Separate Financial Statements | | | ✓ |
| PAS 27 (Amended) | Separate Financial Statements | | | ✓ |
| | Amendments to PAS 27: Separate Financial Statements | | | ✓ |
| | Amendments to PAS 27: Equity Method in Separate Financial Statements | | | ✓ |
| PAS 28 | Investments in Associates and Joint Ventures | | | ✓ |
| | Amendments to PAS 28: Investment Entities: Applying | | | ✓ |

| PHILIPPINE FINANCIAL REPORTING STANDARDS AND INTERPRETATIONS Effective as of December 31, 2017 | | Adopted | Not Adopted | Not Applicable |
|---|---|----------------|--------------------|-----------------------|
| | the Consolidation Exception | | | |
| | Amendments to PAS 28, Sale or Contribution of Assets* between an Investor and its Associate or Joint Venture | | | ✓ |
| | Amendments to PAS 28: Long-term Interests in Associates and Joint Ventures | | | ✓ |
| | Amendment to PAS 28: Measuring an Associate or Joint Venture at Fair Value (Part of Annual Improvements to PFRSs 2014-2016 Cycle) | | | ✓ |
| PAS 29 | Financial Reporting in Hyperinflationary Economies | | | ✓ |
| PAS 31 | Interests in Joint Ventures | | | ✓ |
| PAS 32 | Financial Instruments: Disclosure and Presentation | ✓ | | |
| | Amendments to PAS 32 and PAS 1: Puttable Financial Instruments and Obligations Arising on Liquidation | | | ✓ |
| | Amendment to PAS 32: Classification of Rights Issues | | | ✓ |
| | Amendments to PAS 32: Tax effect of Distribution to Holders of Equity Instruments | | | ✓ |
| | Amendments to PAS 32: Offsetting Financial Assets and Financial Liabilities | ✓ | | |
| PAS 33 | Earnings per Share | ✓ | | |
| PAS 34 | Interim Financial Reporting | ✓ | | |
| | Amendments to PAS 34: Interim Financial Reporting and Segment Information for Total Assets and Liabilities | | | ✓ |
| | Amendments to PAS 34: Disclosure of Information 'Elsewhere in the Interim Financial Report | | | ✓ |
| PAS 36 | Impairment of Assets | ✓ | | |
| | Amendments to PAS 36: Recoverable Amount Disclosures for Non-Financial Assets | ✓ | | |
| PAS 37 | Provisions, Contingent Liabilities and Contingent Assets | ✓ | | |
| PAS 38 | Intangible Assets | | | ✓ |
| | Amendments to PAS 16 and PAS 38: Revaluation Method - Proportionate Restatement of Accumulated Depreciation and Amortization | | | ✓ |
| | Amendment to PAS 38: Clarification of Acceptable Methods of Depreciation and Amortization | | | ✓ |

| PHILIPPINE FINANCIAL REPORTING STANDARDS AND INTERPRETATIONS Effective as of December 31, 2017 | | Adopted | Not Adopted | Not Applicable |
|--|--|----------------|--------------------|-----------------------|
| PAS 39 | Financial Instruments: Recognition and Measurement | ✓ | | |
| | Amendments to PAS 39: Transition and Initial Recognition of Financial Assets and Financial Liabilities | ✓ | | |
| | Amendments to PAS 39: Cash Flow Hedge Accounting of Forecast Intragroup Transactions | | | ✓ |
| | Amendments to PAS 39: The Fair Value Option | | | ✓ |
| | Amendments to PAS 39 and PFRS 4: Financial Guarantee Contracts | | | ✓ |
| | Amendments to PAS 39 and PFRS 7: Reclassification of Financial Assets | ✓ | | |
| | Amendments to PAS 39 and PFRS 7: Reclassification of Financial Assets - Effective Date and Transition | ✓ | | |
| | Amendments to Philippine Interpretation IFRIC-9 and PAS 39: Embedded Derivatives | | | ✓ |
| | Amendment to PAS 39: Eligible Hedged Items | | | ✓ |
| | Amendment to PAS 39: Novation of Derivatives and Continuation of Hedge Accounting | | | ✓ |
| PAS 40 | Investment Property | | | ✓ |
| | Amendments to PAS 40: Interrelationship between PFRS 3 and PAS 40 | | | ✓ |
| | Amendments to PAS 40, Investment Property, Transfers of Investment Property | | | ✓ |
| PAS 41 | Agriculture | | | ✓ |
| | Amendment to PAS 41: Bearer Plants | | | ✓ |
| Philippine Interpretations | | | | |
| IFRIC 1 | Changes in Existing Decommissioning, Restoration and Similar Liabilities | | | ✓ |
| IFRIC 2 | Members' Share in Co-operative Entities and Similar Instruments | | | ✓ |
| IFRIC 4 | <i>Determining Whether an Arrangement Contains a Lease</i> | | | ✓ |
| IFRIC 5 | Rights to Interests arising from Decommissioning, Restoration and Environmental Rehabilitation Funds | | | ✓ |
| IFRIC 6 | <i>Liabilities arising from Participating in a Specific Market - Waste Electrical and Electronic Equipment</i> | | | ✓ |

| PHILIPPINE FINANCIAL REPORTING STANDARDS AND INTERPRETATIONS Effective as of December 31, 2017 | | Adopted | Not Adopted | Not Applicable |
|--|--|-------------------|--------------------|-----------------------|
| IFRIC 7 | <i>Applying the Restatement Approach under PAS 29 Financial Reporting in Hyperinflationary Economies</i> | | | ✓ |
| IFRIC 8 | <i>Scope of PFRS 2</i> | | | ✓ |
| IFRIC 9 | Reassessment of Embedded Derivatives | | | ✓ |
| | Amendments to Philippine Interpretation IFRIC-9 and PAS 39: Embedded Derivatives | | | ✓ |
| IFRIC 10 | <i>Interim Financial Reporting and Impairment</i> | | | ✓ |
| IFRIC 11 | PFRS 2- Group and Treasury Share Transactions | | | ✓ |
| IFRIC 12 | Service Concession Arrangements | | | ✓ |
| IFRIC 13 | Customer Loyalty Programmes | ✓ | | |
| IFRIC 14 | The Limit on a Defined Benefit Asset, Minimum Funding Requirements and their Interaction | | | ✓ |
| | Amendments to Philippine Interpretations IFRIC- 14, Prepayments of a Minimum Funding Requirement | | | ✓ |
| IFRIC 15 | Agreements for the Construction of Real Estate* | | | ✓ |
| IFRIC 16 | Hedges of a Net Investment in a Foreign Operation | | | ✓ |
| IFRIC 17 | Distributions of Non-cash Assets to Owners | | | ✓ |
| IFRIC 18 | Transfers of Assets from Customers | | | ✓ |
| IFRIC 19 | Extinguishing Financial Liabilities with Equity Instruments | | | ✓ |
| IFRIC 20 | Stripping Costs in the Production Phase of a Surface Mine | | | ✓ |
| IFRIC 21 | Levies | | | ✓ |
| IFRIC 22 | Foreign Currency Transactions and Advance Consideration | Not early adopted | | |
| IFRIC 23 | Uncertainty over Income Tax Treatment | Not early adopted | | |
| SIC-7 | Introduction of the Euro | | | ✓ |
| SIC-10 | Government Assistance - No Specific Relation to Operating Activities | | | ✓ |
| SIC-12 | Consolidation - Special Purpose Entities | | | ✓ |
| | Amendment to SIC - 12: Scope of SIC 12 | | | ✓ |
| SIC-13 | Jointly Controlled Entities - Non-Monetary Contributions by Venturers | | | ✓ |

| PHILIPPINE FINANCIAL REPORTING STANDARDS AND INTERPRETATIONS Effective as of December 31, 2017 | | Adopted | Not Adopted | Not Applicable |
|---|--|----------------|--------------------|-----------------------|
| SIC-15 | Operating Leases - Incentives | | | ✓ |
| SIC-21 | Income Taxes - Recovery of Revalued Non-Depreciable Assets | | | ✓ |
| SIC-25 | Income Taxes - Changes in the Tax Status of an Entity or its Shareholders | | | ✓ |
| SIC-27 | Evaluating the Substance of Transactions Involving the Legal Form of a Lease | | | ✓ |
| SIC-29 | Service Concession Arrangements: Disclosures | | | ✓ |
| SIC-31 | Revenue - Barter Transactions Involving Advertising Services | | | ✓ |
| SIC-32 | Intangible Assets - Web Site Costs | | | ✓ |

**Effectivity has been deferred by the Securities and Exchange Commission and FRSC.*

METRO RETAIL STORES GROUP, INC.**FINANCIAL RATIOS****DECEMBER 31, 2017**

| | December 31 | |
|-----------------------------------|-----------------------|----------------|
| | 2017 | 2016 |
| CURRENT / LIQUIDITY RATIOS | | |
| Current assets | ₱9,605,884,769 | ₱8,973,700,250 |
| Current liabilities | 3,992,099,385 | 4,185,577,969 |
| Current Ratios | 2.41 | 2.14 |
| | | |
| Current assets | 9,605,884,769 | 8,973,700,250 |
| Merchandise inventories | 4,002,495,549 | 4,014,727,305 |
| Other current assets | 185,494,287 | 280,729,767 |
| Quick assets | 5,417,894,933 | 4,678,243,178 |
| Current liabilities | 3,992,099,385 | 4,185,577,969 |
| Quick Ratios | 1.36 | 1.12 |

| | December 31 | |
|---|------------------------|-----------------|
| | 2017 | 2016 |
| SOLVENCY / DEBT-TO-EQUITY RATIOS | | |
| Debt | ₱- | ₱- |
| Less: Cash and cash equivalents | 3,707,152,708 | 3,306,952,158 |
| Net debt | (3,707,152,708) | (3,306,952,158) |
| Equity | 7,943,264,416 | 7,145,244,750 |
| Net Debt to Equity Ratio | (0.47) | (0.46) |

| | December 31 | |
|-------------------------------|------------------------|-----------------|
| | 2017 | 2016 |
| ASSET TO EQUITY RATIOS | | |
| Total assets | ₱12,720,050,790 | ₱12,072,173,486 |
| Total equity | 7,943,264,416 | 7,145,244,750 |
| Asset to Equity Ratios | 1.60 | 1.69 |

| | December 31 | | |
|--------------------------------------|----------------------|---------------|---------------|
| | 2017 | 2016 | 2015 |
| INTEREST RATE COVERAGE RATIO | | | |
| Net income | ₱976,957,309 | ₱789,452,102 | ₱758,600,589 |
| Add: | | | |
| Provision for income tax | 418,766,530 | 331,011,581 | 322,849,865 |
| Interest and other financing charges | 17,576,617 | 22,805,794 | 36,065,857 |
| | 1,413,300,456 | 1,143,269,477 | 1,117,516,311 |
| Less: | | | |
| Interest income | 55,627,487 | 60,878,058 | 13,915,394 |
| EBIT | 1,357,672,969 | 1,082,391,419 | 1,103,600,917 |
| Depreciation and amortization | 519,524,410 | 464,842,064 | 387,127,546 |
| EBITDA | 1,877,197,379 | 1,547,233,483 | 1,490,728,463 |
| Finance costs | 17,576,617 | 22,805,794 | 36,065,857 |
| Finance Costs Coverage Ratio | 106.80 | 67.84 | 41.33 |

| | December 31 | | |
|-----------------------------|-----------------------|----------------|----------------|
| | 2017 | 2016 | 2015 |
| PROFITABILITY RATIOS | | | |
| Net income | ₱976,957,309 | ₱789,452,102 | ₱758,600,589 |
| Revenue | 35,015,740,598 | 34,410,947,243 | 32,304,453,639 |
| Net Income Margin | 2.79% | 2.29% | 2.35% |
| Net Income | ₱976,957,309 | ₱789,452,102 | ₱758,600,589 |
| Total assets CY | 12,720,050,790 | 12,072,173,486 | 11,671,653,258 |
| Total assets PY | 12,072,173,486 | 11,671,653,258 | 8,084,008,438 |
| Average total assets | 12,396,112,138 | 11,871,913,372 | 9,877,830,848 |
| Return on Total Assets | 7.88% | 6.65% | 7.68% |
| Net Income | ₱976,957,309 | ₱789,452,102 | ₱758,600,589 |
| Total equity CY | 7,943,264,416 | 7,145,244,750 | 6,445,222,037 |
| Total equity PY | 7,145,244,750 | 6,445,222,037 | 2,986,702,360 |
| Average total equity | 7,544,254,583 | 6,795,233,394 | 4,715,962,199 |
| Return on Equity | 12.95% | 11.62% | 16.09% |

25 January 2018

THE PHILIPPINE STOCK EXCHANGE
Philippine Stock Exchange Plaza
Ayala Triangle, Ayala Avenue
Makati City

Attention: Ms. Janet A. Encarnacion
Head, Disclosure Department

Subject: Annual Progress Report on the
Disbursement of Proceeds from the
Initial Public Offering ("IPO") of Metro
Retail Stores Group, Inc. ("MRSGI")

Dear Ms. Encarnacion,

We are pleased to submit our Annual Progress Report on the Application of Proceeds for 2017, duly certified by our external auditors, in compliance with the disclosure requirements of the Philippine Stock Exchange.


Please be advised that as of December 31, 2017, the remaining balance of the proceeds from the MRSGI common shares IPO amounts to One Billion Eight Hundred Fifty Three Million Six Hundred Forty Four Thousand Thirty Eight Pesos and Forty One Centavos (Php1,853,644,038.41).


The details of the disbursement for the Calendar Year 2017 are as follows:

| | | |
|---|----------------|-------------------------|
| Balance of IPO Proceeds as of December 31, 2016 | Php | 2,017,262,885.61 |
| Less: Capital Expenditure for Store Network Expansion | 124,620,134.25 | |
| Capital Expenditure for Cebu Warehouse | 38,998,012.95 | |
| Bank Charges | 700.00 | <u>163,618,847.20</u> |
| Balance of IPO Proceeds as of December 31, 2017 | Php | <u>1,853,644,038.41</u> |

Thank you.

Very truly yours,


JOSELITO G. ORENSE
Treasurer / Chief Financial Officer



REPORT ON FACTUAL FINDINGS

The Board of Directors

Metro Retail Stores Group, Inc.

Vicsal Building, Corner of C.D. Seno and W.O. Seno Streets
Guizo, North Reclamation Area
Mandaue City, Cebu
Philippines

We have performed the procedures agreed with you and enumerated below with respect to the attached Annual Progress Report dated January 25, 2018 on the use of proceeds generated from the Initial Public Offering (IPO) of Metro Retail Stores Group, Inc. (the Company) on November 24, 2015. The procedures were performed solely to enable the Company to comply with the Philippine Stock Exchange Inc.'s (PSE) requirement to submit an external auditor's certification on the information being presented by the Company relating to the application of proceeds. Our engagement was undertaken in accordance with the Philippine Standard on Related Services (PSRS) 4400, *Engagement to Perform Agreed-upon Procedures Regarding Financial Information*, applicable to agreed-upon procedures (AUP) engagements. These AUPs and results thereof are summarized as follows:

1. Check the mathematical accuracy of the Annual Progress Report on the Application of Proceeds from IPO (the Report).
2. Compare the list of all disbursements in the Report with the schedule of application of proceeds.
3. Obtain the supporting documents pertaining to the disbursements in the Report and agree the amount to the accounting records.

We report our findings below:

1. We checked the mathematical accuracy of the Report. No exceptions were noted.
2. We compared the list of all disbursements in the Report with the schedule of application of proceeds. No exceptions were noted.
3. We obtained the supporting documents (c.g. payment remittance advice, sales invoices, progress billings, etc.) pertaining to the disbursements in the Report and agreed the amount to the accounting records. No exceptions were noted.

Because the above procedures do not constitute either an audit or a review made in accordance with Philippine Standards on Auditing (PSA) or Philippine Standards on Review Engagement (PSRE), we do not express any assurance on the accounts of the Company or its financial statements, taken as a whole.

Had we performed additional procedures or had we performed an audit or review of the financial statements in accordance with PSA or PSRE, other matters might have come to our attention that would have been reported to you.

We have no responsibility to update this report for events or circumstances after the date of this report.

Our report is solely for the purpose set forth in the first paragraph of this report and for your information and is not to be used for any other purpose or to be distributed to any other parties who have not agreed to the procedures and taken responsibility for the sufficiency of the procedures for their purposes. This report relates only to the report on the Company's application of proceeds from the offering and items specified above do not extend to any financial statements of the Company, taken as a whole.

SYCIP GORRES VELAYO & CO.



Dolmar C. Montañez
Partner

CPA Certificate No. 112004.

SEC Accreditation No. 1561-A (Group A),
April 21, 2016, valid until April 21, 2019

Tax Identification No. 925-713-249

BIR Accreditation No. 08-001998-119-2016,

February 15, 2016, valid until February 14, 2019

PTR No. 5908733, January 3, 2017, Makati City